

## SPECIFICATIONS

### Installation Features

- Left or right utility connections
- Removable floor base (upflow / horizontal units) for bottom return air
- Zero step horizontal conversion

### Configurations

- Upflow / Horizontal
- Downflow

### Heat Exchanger Design

- Aluminized steel tapered crimped non-welded clam shell heat exchanger design

### Burners

- Aluminized steel inshot burners for smooth ignition

### Cabinet Design

- Compact 33" height
- Standardized widths for easy coil fit

### Air Delivery System

- Multi-speed high efficiency (constant torque) blower motor
- Easily removable slide out blower design
- Enhanced cooling SEER ratings when applied with properly matched cooling equipment

### Controls

- Single stage gas valve
- Durable silicon nitride ignitor
- Self diagnostics saving last 10 fault codes regardless of power interruption
- Control features electronic air cleaner and humidifier terminals

### Venting

- Rotatable draft inducer for venting flexibility

*Comfort-Aire*®

## SINGLE STAGE CONSTANT TORQUE GAS FURNACE

80%



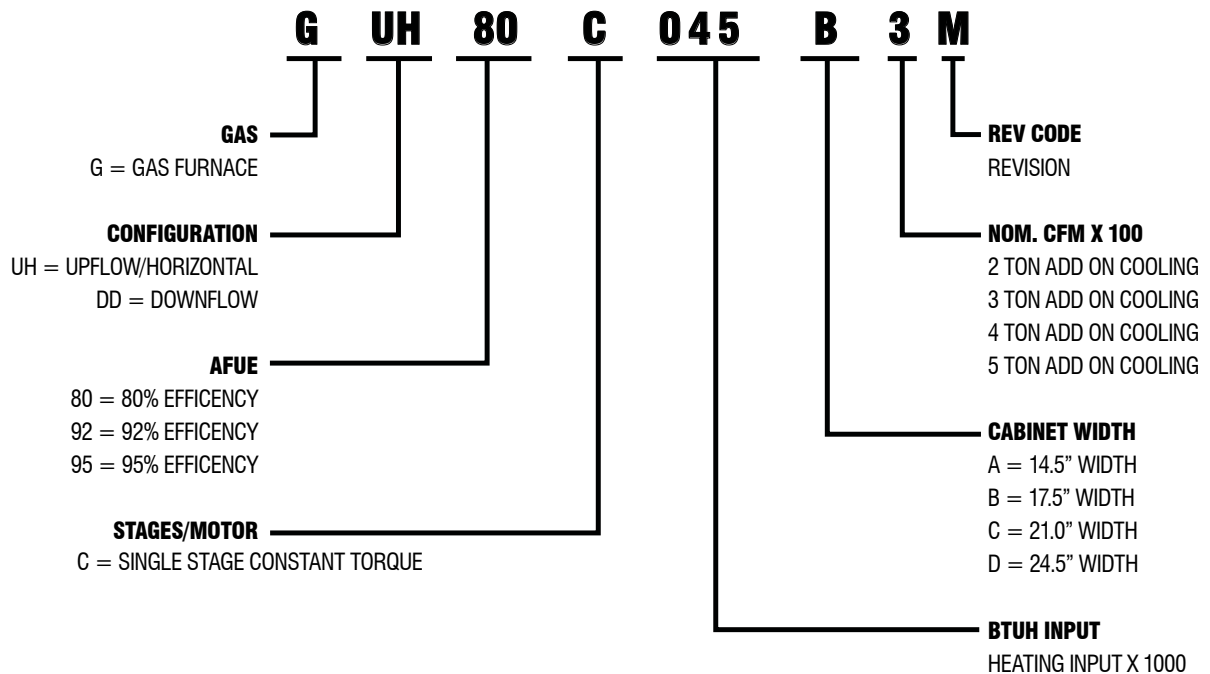
### California Only

*This furnace does not meet the South Coast Air Quality Management District (SCAQMD) Rule 1111 and San Joaquin Valley Air Pollution Control District (SJVAPCD) Rule 4905 NOx emission limit (14 ng/J) and cannot be installed within the SCAQMD or SJVAPCD and Bay Area.*

**Warranty**—20 years on heat exchanger, 6 years on parts  
(Some limitations apply; see printed warranty for details.)

[www.comfort-aire.com](http://www.comfort-aire.com)

## MODEL NUMBER GUIDE



## PHYSICAL AND ELECTRICAL DATA

	Model	Input (Btuh)	Output (Btuh)	AFUE (ICS)	Nom. Cooling Capacity	Gas Inlet (in.)	Volts/Hz/Phase	Max. Time Delay Breaker or Fuse	Nominal F.L.A.	Trans. (V.A.)	Approx. Shipping Weight (lbs.)
<b>UPFLOW / HORIZONTAL</b>	GUH80C045A3M	44,000	35,200	80.0%	1-1/2 — 3	1/2	120-60-1	15	6.8	40	111
	GUH80C070A3M	66,000	52,800	80.0%	1-1/2 — 3	1/2	120-60-1	15	6.8	40	111
	GUH80C070B3M	66,000	52,800	80.0%	1-1/2 — 3	1/2	120-60-1	15	6.8	40	127
	GUH80C090B4M	88,000	70,400	80.0%	2-1/2 — 4	1/2	120-60-1	15	8.4	40	142
	GUH80C090C5M	88,000	70,400	80.0%	3 — 5	1/2	120-60-1	15	10.9	40	152
	GUH80C110C5M	110,000	88,000	80.0%	4 — 5	1/2	120-60-1	15	10.9	40	160
	GUH80C135D5M	132,000	105,600	80.0%	4 — 5	1/2	120-60-1	15	10.9	40	178
<b>DOWNFLOW</b>	GDD80C045A3M	44,000	35,200	80.0%	2 — 3	1/2	120-60-1	15	6.8	40	113
	GDD80C070B3M	66,000	52,800	80.0%	2 — 3	1/2	120-60-1	15	6.8	40	128
	GDD80C090B4M	88,000	70,400	80.0%	3 — 4	1/2	120-60-1	15	8.4	40	140
	GDD80C110C5M	110,000	88,000	80.0%	4 — 5	1/2	120-60-1	15	10.9	40	160

Note: For vent sizing and clearances to combustibles, please reference installation instructions.

*Comfort-Cire*®

# BLOWER PERFORMANCE DATA

	Model	Motor Size (hp)	Blower Size	Temp Rise (°F)	Blower Speed	CFM @ External Static Pressure - " w.c.						
						0.20	0.30	0.40	0.50	0.60	0.70	0.80
UPFLOW / HORIZONTAL	GUH80C045A3M	1/2	10 x 8	15 - 45	High	1320	1290	1265	1230	1190	1165	1130
					Med/High	1080	1055	1010	990	945	915	880
					Med	900	875	825	790	750	705	670
					Med/Low	805	750	710	660	630	570	535
					Low	700	640	595	535	500	435	380
	GUH80C070A3M	1/2	10 x 10	40 - 70	High	1400	1366	1335	1310	1285	1252	1217
					Med/High	1171	1145	1106	1075	1042	1012	975
					Med	1088	1055	1015	949	950	904	858
					Med/Low	1050	1023	986	945	903	867	829
					Low	877	844	795	761	704	663	623
	GUH80C070B3M	1/2	10 x 10	40 - 70	High	1355	1330	1290	1245	1225	1190	1160
					Med/High	1225	1190	1155	1115	1045	1000	925
					Med	1110	1060	1015	980	920	855	790
					Med/Low	1080	1035	970	930	865	790	735
					Low	885	825	770	695	625	540	445
	GUH80C090B4M	3/4	10 x 10	35 - 65	High	1730	1690	1645	1615	1590	1545	N/A
					Med/High	1505	1460	1435	1395	1350	1300	1270
					Med	1380	1345	1310	1265	1210	1175	1140
					Med/Low	1310	1275	1240	1180	1150	1095	1040
					Low	1110	1065	1010	955	915	860	820
GUH80C090C5M	1	11-1/2 x 10	30 - 60	High	2150	2125	2090	2060	2020	1980	1935	
				Med/High	1865	1835	1800	1760	1725	1680	1635	
				Med	1655	1635	1585	1545	1515	1465	1420	
				Med/Low	1490	1450	1405	1370	1320	1265	1225	
				Low	1340	1285	1235	1200	1145	1105	1055	
GUH80C110C5M	1	11-1/2 x 10	35 - 65	High	2135	2090	2050	2025	2010	1965	1905	
				Med/High	1865	1830	1785	1740	1710	1670	1635	
				Med	1630	1595	1550	1500	1470	1420	1380	
				Med/Low	1470	1440	1385	1340	1305	1255	1215	
				Low	1280	1235	1175	1130	1080	1015	975	
GUH80C135D5M	1	11 x 11	30 - 60	High	2390	2360	2285	2240	2225	2160	2105	
				Med/High	2175	2140	2125	2060	2015	1955	1925	
				Med	1935	1895	1850	1815	1785	1755	1715	
				Med/Low	1735	1720	1660	1610	1535	1500	1435	
				Low	1550	1485	1455	1415	1330	1265	1215	
DOWNFLOW	GDD80C045A3M	1/2	10 x 8	15 - 45	High	1375	1335	1320	1275	1245	1215	1175
					Med/High	1145	1120	1075	1045	1000	970	925
					Med	950	915	870	835	785	745	695
					Med/Low	840	790	745	715	655	605	555
					Low	725	665	625	565	520	455	400
	GDD80C070B3M	1/2	10 x 10	30 - 60	High	1400	1360	1310	1280	1250	1220	1165
					Med/High	1230	1205	1155	1110	1060	1000	935
					Med	1125	1085	1050	985	935	865	795
					Med/Low	1110	1055	1000	950	865	815	750
					Low	900	845	790	705	645	590	480
	GDD80C090B4M	3/4	10 x 10	30 - 60	High	1695	1660	1615	1570	1545	N/A	N/A
					Med/High	1470	1425	1395	1360	1295	1265	1215
					Med	1340	1290	1250	1210	1165	1120	1080
					Med/Low	1280	1225	1185	1145	1085	1040	1000
					Low	1105	1040	1005	945	865	810	755
	GDD80C110C5M	1	11-1/2 x 10	30 - 60	High	2325	2280	2235	2165	2125	2090	2035
					Med/High	2010	1940	1895	1845	1800	1755	1700
					Med	1760	1705	1635	1595	1545	1510	1460
					Med/Low	1570	1500	1440	1380	1320	1285	1255
					Low	1375	1320	1265	1200	1170	1100	1030

Due to ongoing product improvements, specifications and dimensions are subject to change and correction without notice or incurring obligations. Determining the application and suitability for use of any product is the responsibility of the installer. Additionally, the installer is responsible for verifying dimensional data on the actual product prior to beginning any installation preparations. Third party incentive and rebate programs have precise requirements as to product performance and certification. All products meet applicable regulations in effect on date of manufacture; however, certifications are not necessarily granted for the life of a product. Therefore, it is the responsibility of the applicant to determine whether a specific model qualifies for these incentive/rebate programs.

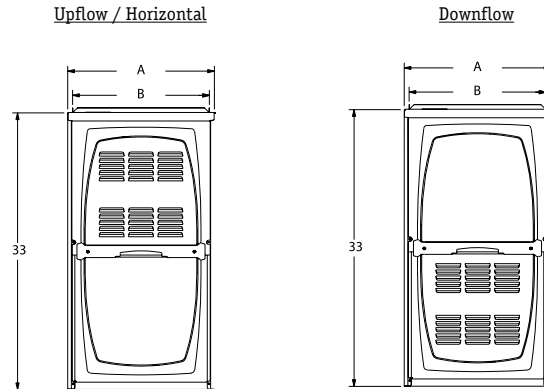
# GUH/GDD80C



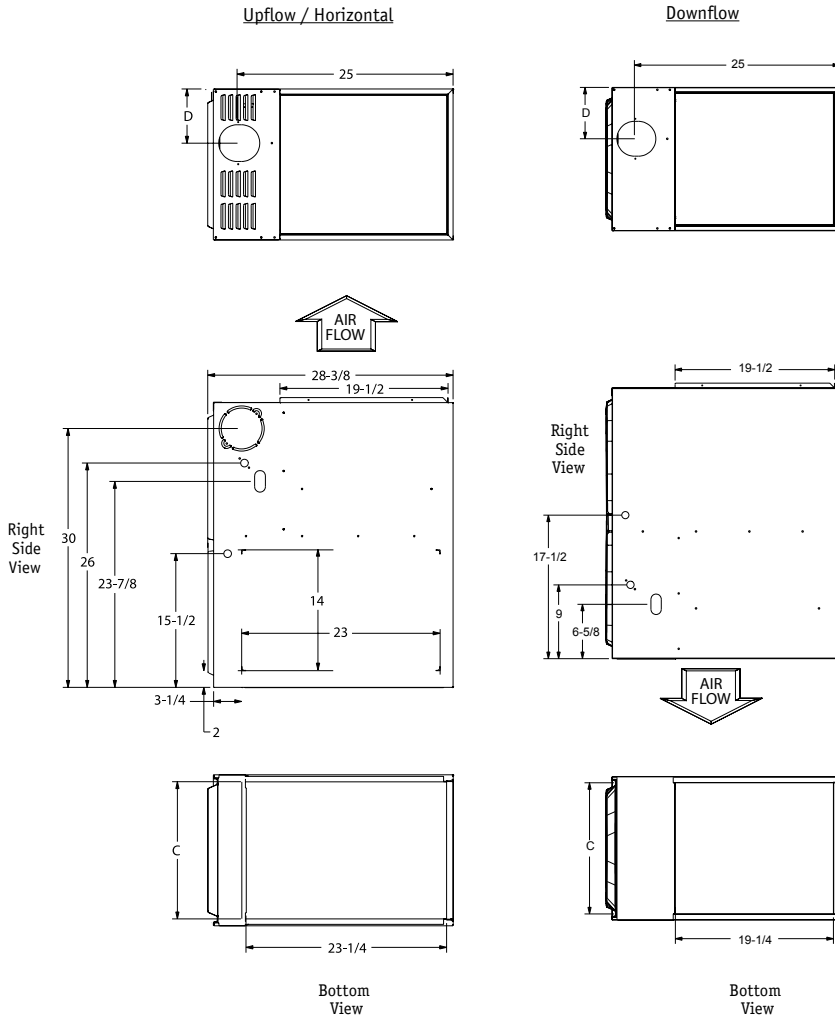
## DIMENSIONS (IN.)

	Model	A	B	C	D
UPFLOW / HORIZONTAL	GUH80C045A3M	14-1/2	13-3/8	13	4-3/4
	GUH80C070A3M	14-1/2	13-3/8	13	4-3/4
	GUH80C070B3M	17-1/2	16-3/8	16	6-1/4
	GUH80C090B4M	17-1/2	16-3/8	16	6-1/4
	GUH80C090C5M	21	19-3/8	19-1/2	8
	GUH80C110C5M	21	19-3/8	19-1/2	8
	GUH80C135D5M	24-1/2	23-3/8	23	9-3/4
DOWNFLOW	GDD80C045A3M	14-1/2	13-3/8	13	4-3/4
	GDD80C070B3M	17-1/2	16-3/8	16	6-1/4
	GDD80C090B4M	17-1/2	16-3/8	16	6-1/4
	GDD80C110C5M	21	19-7/8	19-1/2	8

### FRONT VIEW



### TOP VIEW



### ACCESSORY LIST

Catalog Number	Description
<b>External Filter Rack kits</b>	
1.841018	1 Pack (16x25)
1.841039	10 Pack (16x25)
<b>Natural to LP Kits</b>	
11K50	1-Stage - 80
11K45	High Altitude 1-Stage ( < 4500ft. )
<b>Return Air Base</b>	
68W61	14.5", A Width
68W62	17.5", B Width
68W63	21.0", C Width
86W57	24.5", D Width
<b>Downflow Combustible Flooring Base</b>	
11M59	14.5", A Width
11M60	17.5", B Width
11M61	21.0", C Width
<b>Night Service Kits</b>	
86W57	Single Stage
<b>Horizontal Suspension Kits</b>	
51W10	80 & 90% Kit
<b>2-Stage Compressor Relay Kit</b>	
85W66	Blower Relay Kit
<b>Twinning kit</b>	
16W72	Constant Torque Gas Furnace Twinning Kit

Note: For vent sizing and clearances to combustibles, please reference installation instructions.

2-Stage Compressor Relay Kit 2-Stage Compressor Relay Kit

"This product complies with all California product labeling laws including, but not limited to, the Safe Drinking Water and Toxic Enforcement Act of 1986, more commonly known as Proposition 65."