



SPECIFICATIONS

Installation Features

- Left or right utility connections
- Removable floor base (upflow / horizontal units) for bottom return air
- Zero step horizontal conversion

Configurations

- Upflow / Horizontal
- Downflow

Heat Exchanger Design

- Aluminized steel tapered crimped non-welded clam shell heat exchanger design

Burners

- Aluminized steel inshot burners for smooth ignition

Cabinet Design

- Compact 33" height
- Standardized widths for easy coil fit

Air Delivery System

- Multi-speed high efficiency (constant torque) blower motor
- Easily removable slide out blower design
- Enhanced cooling SEER ratings when applied with properly matched cooling equipment

Controls

- Single stage gas valve
- Durable silicon nitride ignitor
- Self diagnostics saving last 10 fault codes regardless of power interruption
- Control features electronic air cleaner and humidifier terminals

Venting

- Rotatable draft inducer for venting flexibility

SINGLE STAGE CONSTANT TORQUE GAS FURNACE

80% AFUE



California Only

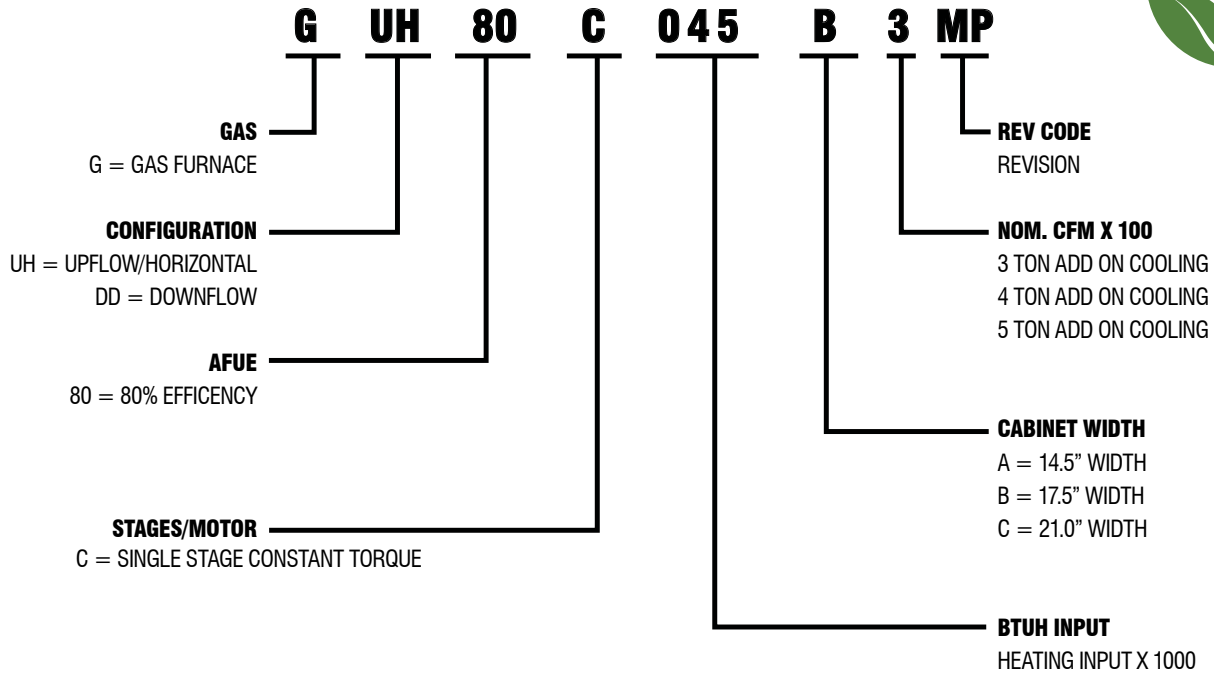
This furnace does not meet the South Coast Air Quality Management District (SCAQMD) Rule 1111 and San Joaquin Valley Air Pollution Control District (SJVAPCD) Rule 4905 NOx emission limit (14 ng/J) and cannot be installed within the SCAQMD or SJVAPCD and Bay Area.



Warranty—20 years on heat exchanger, 6 years on parts
(Some limitations apply; see printed warranty for details.)

www.century-hvac.com

MODEL NUMBER GUIDE



PHYSICAL AND ELECTRICAL DATA

	Model	Input (Btuh)	Output (Btuh)	AFUE (ICS)	Nom. Cooling Capacity	Gas Inlet (in.)	Volts/Hz/Phase	Max. Time Delay Breaker or Fuse	Nominal F.L.A.	Trans. (V.A.)	Approx. Shipping Weight (lbs.)
UPFLOW / HORIZONTAL	GUH80C045A3MP	44,000	36,000	80.0%	1-1/2 — 3	1/2	120-60-1	15	6.8	40	111
	GUH80C070A3MP	66,000	53,000	80.0%	1-1/2 — 3	1/2	120-60-1	15	6.8	40	111
	GUH80C070B3MP	66,000	53,000	80.0%	1-1/2 — 3	1/2	120-60-1	15	6.8	40	127
	GUH80C090B4MP	88,000	72,000	80.0%	2-1/2 — 4	1/2	120-60-1	15	8.4	40	142
	GUH80C090C5MP	88,000	72,000	80.0%	3 — 5	1/2	120-60-1	15	10.9	40	152
	GUH80C110C5MP	110,000	90,000	80.0%	4 — 5	1/2	120-60-1	15	10.9	40	160
	GUH80C135D5MP	132,000	107,000	80.0%	4 — 5	1/2	120-60-1	15	10.9	40	178
DOWNFLOW	GDD80C045A3MP	44,000	36,000	80.0%	2 — 3	1/2	120-60-1	15	6.8	40	113
	GDD80C070B3MP	66,000	54,000	80.0%	2 — 3	1/2	120-60-1	15	6.8	40	128
	GDD80C090B4MP	88,000	72,000	80.0%	3 — 4	1/2	120-60-1	15	8.4	40	140
	GDD80C110C5MP	110,000	90,000	80.0%	4 — 5	1/2	120-60-1	15	10.9	40	160

Note: For vent sizing and clearances to combustibles, please reference installation instructions.



BLOWER PERFORMANCE DATA

	Model	Motor Size (hp)	Blower Size	Temp Rise (°F)	Blower Speed	CFM @ External Static Pressure - " w.c.										
						0.10	0.20	0.30	0.40	0.50	0.60	0.70	0.80	0.90	1.00	
UPFLOW / HORIZONTAL	GUH80C045A3MP	1/2	10 x 8	15 - 45	High	1383	1346	1308	1268	1257	1211	1185	1140	1115	1074	
					Med/High	1179	1132	1083	1057	1013	985	937	902	866	823	
					Med	991	943	896	864	818	775	728	688	641	598	
					Med/Low	970	854	797	748	697	651	605	554	512	446	
	GUH80C070A3MP	1/2	10 x 10	40 - 70	High	1372	1340	1309	1281	1253	1225	1196	1158	1122	1090	
					Med/High	1160	1125	1092	1059	1026	992	958	924	890	849	
					Med	1073	1035	999	964	927	891	854	817	781	746	
					Med/Low	1040	1002	965	929	891	855	818	780	742	707	
	GUH80C070B3MP	1/2	10 x 10	40 - 70	High	1493	1433	1395	1353	1312	1270	1232	1187	1144	1067	
					Med/High	1256	1221	1151	1094	1047	995	943	895	858	809	
					Med	1166	1116	1067	1008	951	901	856	804	754	703	
					Med/Low	1139	1078	1027	975	923	875	824	774	720	669	
	GUH80C090B4MP	3/4	10 x 10	35 - 65	High	1740	1697	1655	1624	1581	1545	1513	1472	1421	1296	
					Med/High	1528	1479	1437	1405	1376	1319	1277	1246	1197	1153	
					Med	1404	1360	1329	1268	1234	1197	1150	1097	1051	1010	
					Med/Low	1348	1302	1262	1215	1175	1119	1069	1025	983	935	
	GUH80C090C5MP	1	11-1/2 x 10	30 - 60	High	2179	2141	2102	2065	2029	1991	1952	1912	1876	1842	
					Med/High	1917	1874	1831	1790	1749	1708	1683	1667	1623	1582	
					Med	1725	1679	1636	1591	1546	1500	1455	1408	1366	1320	
					Med/Low	1565	1515	1468	1420	1371	1320	1271	1224	1176	1128	
	GUH80C110C5MP	1	11-1/2 x 10	35 - 65	High	2147	2129	2087	2065	2013	1995	1942	1913	1877	1797	
					Med/High	1917	1857	1822	1787	1743	1701	1651	1617	1570	1545	
					Med	1697	1632	1594	1542	1498	1452	1409	1358	1304	1263	
					Med/Low	1550	1501	1436	1401	1343	1294	1243	1193	1158	1090	
GUH80C135D5MP	1	11 x 11	30 - 60	High	2441	2384	2336	2269	2211	2186	2107	1979	1817	1576		
				Med/High	2249	2200	2137	2069	2021	1966	1881	1826	1735	1525		
				Med	2036	1978	1895	1837	1771	1710	1633	1598	1512	1401		
				Med/Low	1826	1739	1662	1585	1517	1437	1429	1355	1224	1124		
DOWNFLOW	GDD80C045A3MP	1/2	10 x 8	15 - 45	High	1347	1310	1278	1259	1210	1183	1155	1085	992	879	
					Med/High	1137	1110	1066	1027	995	941	902	873	831	796	
					Med	947	924	878	831	785	742	702	654	615	574	
					Med/Low	880	818	771	713	669	615	570	522	478	437	
	GDD80C070B3MP	1/2	10 x 10	30 - 60	High	1526	1480	1434	1388	1353	1309	1237	1123	969	753	
					Med/High	1291	1241	1194	1163	1095	1046	1000	947	888	700	
					Med	1202	1156	1089	1040	986	928	878	816	723	635	
					Med/Low	1166	1117	1059	1003	951	900	842	750	673	609	
	GDD80C090B4MP	3/4	10 x 10	30 - 60	High	1711	1668	1643	1601	1559	1527	1486	1456	1407	1277	
					Med/High	1499	1451	1421	1389	1352	1312	1265	1236	1195	1152	
					Med	1372	1336	1307	1261	1215	1181	1139	1096	1055	1005	
					Med/Low	1328	1281	1240	1198	1152	1113	1062	1024	982	940	
	GDD80C110C5MP	1	11-1/2 x 10	30 - 60	High	2335	2276	2243	2183	2164	2120	2083	2032	2008	1962	
					Med/High	2049	2007	1971	1917	1864	1818	1777	1728	1690	1634	
					Med	1798	1767	1709	1654	1598	1561	1496	1450	1395	1345	
					Med/Low	1664	1603	1563	1500	1439	1391	1333	1272	1211	1150	
						Low	1476	1410	1347	1280	1222	1153	1100	1022	928	863

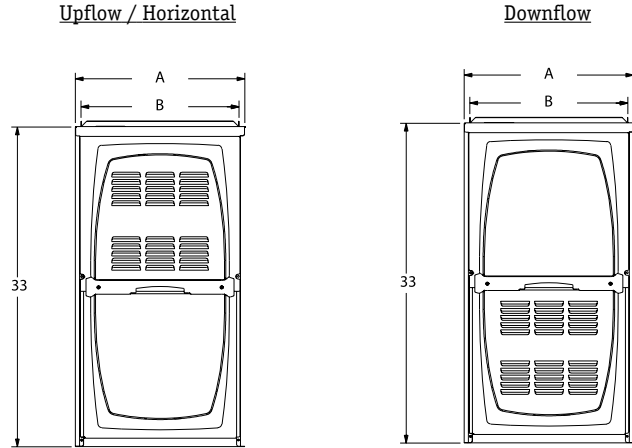


Due to ongoing product improvements, specifications and dimensions are subject to change and correction without notice or incurring obligations. Determining the application and suitability for use of any product is the responsibility of the installer. Additionally, the installer is responsible for verifying dimensional data on the actual product prior to beginning any installation preparations. Third party incentive and rebate programs have precise requirements as to product performance and certification. All products meet applicable regulations in effect on date of manufacture; however, certifications are not necessarily granted for the life of a product. Therefore, it is the responsibility of the applicant to determine whether a specific model qualifies for these incentive/rebate programs.

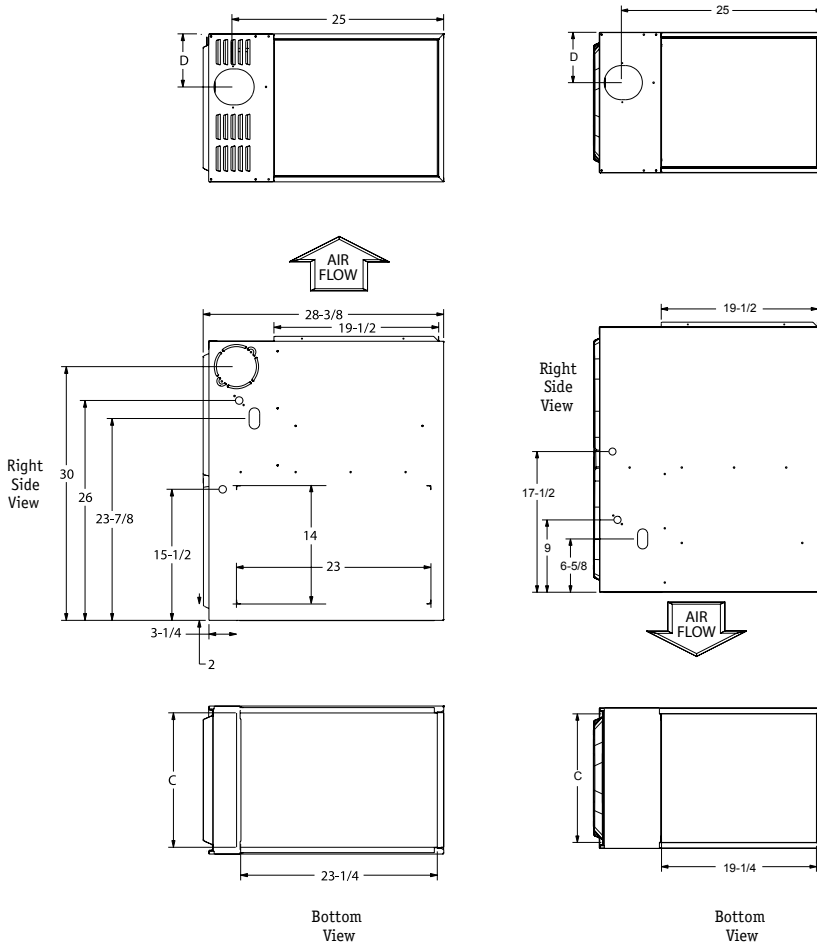
DIMENSIONS (IN.)

	Model	A	B	C	D
UPFLOW / HORIZONTAL	GUH80C045A3MP	14-1/2	13-3/8	13	4-3/4
	GUH80C070A3MP	14-1/2	13-3/8	13	4-3/4
	GUH80C070B3MP	17-1/2	16-3/8	16	6-1/4
	GUH80C090B4MP	17-1/2	16-3/8	16	6-1/4
	GUH80C090C5MP	21	19-3/8	19-1/2	8
	GUH80C110C5MP	21	19-3/8	19-1/2	8
	GUH80C135D5MP	24-1/2	23-3/8	23	9-3/4
DOWNFLOW	GDD80C045A3MP	14-1/2	13-3/8	13	4-3/4
	GDD80C070B3MP	17-1/2	16-3/8	16	6-1/4
	GDD80C090B4MP	17-1/2	16-3/8	16	6-1/4
	GDD80C110C5MP	21	19-7/8	19-1/2	8

FRONT VIEW



TOP VIEW



ACCESSORY LIST

Catalog Number	Description
External Filter Rack kits	
1.841018	1 Pack (16x25)
1.841039	10 Pack (16x25)
Natural to LP Kits	
11K50	1-Stage - GUH/GDD80C
11K45	High Altitude 1-Stage (<4500ft.)
Return Air Base	
68W61	14.5", A Width
68W62	17.5", B Width
68W63	21.0", C Width
86W64	24.5", D Width
Downflow Combustible Flooring Base	
11M59	14.5", A Width
11M60	17.5", B Width
11M61	21.0", C Width
Horizontal Suspension Kits	
51W10	80% & 90% Kit
2-Stage Compressor Relay Kit	
85W66	Blower Relay Kit
Twinning kit	
27J32	Recommended when furnace is used with zoning or defrost thermostats and other 24V accessories requiring a higher VA rating
	Circuit breaker (furnished) is wired in series
	Replaces the standard 40VA transformer

Note: For vent sizing and clearances to combustibles, please reference installation instructions.

2-Stage Compressor Relay Kit 2-Stage Compressor Relay Kit

"This product complies with all California product labeling laws including, but not limited to, the Safe Drinking Water and Toxic Enforcement Act of 1986, more commonly known as Proposition 65."