

Comfort-Aire®



**The Leader in Heating
& Cooling Comfort**

www.comfort-aire.com



**Residential
AC/HP**

**Manufactured
Housing**



**Geothermal/
Watersource**

**Residential
Gas/Oil Furnaces**



**Room Air
Products**

MARS
Delivering Confidence

Table of Contents

*This guide shows the full range of Comfort-Aire® products for residential and commercial use.
For more details on specific products, see our websites, www.comfort-aire.com or www.marsdelivers.com.*

LE Series Condensers	1-2
LE Series Heat Pumps	3-4
LE Series Air Handlers	5-6
LE Series Cased and Uncased Coils	6
LE Series Residential Package Units	7
LE Series Gas Furnaces	8-9
LE Series Oil Furnaces	10
SE Series Condensers	11
SE Series Heat Pumps	11
SE Series Air Handlers	12
SE Series Cased Coils	12
SE Series Residential Package Units	13
SE Series Gas Furnaces	14
Manufactured Housing	14-16
Manufactured Housing Coils	17
Ductless Mini-Splits	17-22
Mini-Splits Display Rack	22
Room Air Accessories	23
Room Air Products	24-27
Geothermal and Water-Source	28-32
Geothermal Hanging Display	33



Comfort-Aire room air products with the smartphone icon can be controlled from anywhere through the cloud using an app on iOS or Android. It also works with Google Assistant and Alexa.



Comfort-Aire room air products come charged with the environmentally friendly R-410A and R-32 refrigerant.



All Comfort-Aire room air products are listed with either CSA or UL for application in the United States and Canada. See the model rating plate for specific certifications.

Comfort-Aire®

visit us online at: www.comfort-aire.com

RSG17 Condensing Units Up to 17.0 SEER2 Single Stage

DOE 2023 Compliant for Southeast and Desert Southwest States Minimum Efficiency
 ≤ 45KBtu: 15 SEER (14.3 SEER2)
 > 45KBtu: 14.5 SEER (13.8 SEER2)

Total corrosion protection technology designed coil. Enhanced tube-and-fin coil design. Lanced fins for maximum heat transfer. Every coil factory tested for leakproof construction. Raised coil prevents debris from impeding airflow.



17 SEER Model	Cooling Nom. BTUH	Dimensions (in.) W x D x H
RSG1718S1R	18,000	28.25 x 28.25 x 29.25
RSG1724S1R	24,000	28.25 x 28.25 x 37.25
RSG1730S1R	30,000	28.25 x 28.25 x 29.25
RSG1736S1R	36,000	28.25 x 28.25 x 37.25
RSG1741S1R	42,000	32.25 x 32.25 x 33.25
RSG1747S1R	48,000	32.25 x 32.25 x 33.25

208/230V-1-60

1-1/2 to 5 Tons

COMPLIANT FOR ALL REGIONS

For the latest AHRI system matches, please visit www.marsdeliversratings.com or AHRIdirectory.org

RSG15 Condensing Units Up to 16.6 SEER2 Single Stage

15 SEER Model	Cooling Nom. BTUH	Dimensions (in.) W x D x H
RSG1518S1R	18,000	28.25 x 28.25 x 29.25
RSG1524S1R	24,000	28.25 x 28.25 x 37.25
RSG1530S1R	30,000	28.25 x 28.25 x 29.25
RSG1536S1R	36,000	28.25 x 28.25 x 37.25
RSG1542S1R	42,000	32.25 x 32.25 x 33.25
RSG1548S1R	48,000	28.25 x 28.25 x 43.25
RSG1560S1R	60,000	32.25 x 32.25 x 43.25

208/230V-1-60

1-1/2 to 5 Tons

COMPLIANT FOR ALL REGIONS

DOE 2023 Compliant for Southeast and Desert Southwest States Minimum Efficiency
 ≤ 45KBtu: 15 SEER (14.3 SEER2)
 > 45KBtu: 14.5 SEER (13.8 SEER2)

Total corrosion protection technology designed coil. Enhanced tube-and-fin coil design. Lanced fins for maximum heat transfer. Every coil factory tested for leakproof construction. Raised coil prevents debris from impeding airflow.



For the latest AHRI system matches, please visit www.marsdeliversratings.com or AHRIdirectory.org

RSG14 Condensing Units Up to 15.4 SEER2 Single Stage

DOE 2023 Compliant for Northern States Minimum Efficiency
 < 65KBtu: 14 SEER (13.4 SEER2)

Total corrosion protection technology designed coil. Enhanced tube-and-fin coil design. Lanced fins for maximum heat transfer. Every coil factory tested for leakproof construction. Raised coil prevents debris from impeding airflow.



14 SEER Model	Cooling Nom. BTUH	Dimensions (in.) W x D x H
RSG1418S1R	18,000	24.25 x 24.25 x 29
RSG1424S1R	24,000	24.25 x 24.25 x 29
RSG1430S1R	30,000	28.25 x 28.25 x 37
RSG1436S1R	36,000	28.25 x 28.25 x 29
RSG1442S1R	42,000	28.25 x 28.25 x 37
RSG1448S1R	48,000	28.25 x 28.25 x 37
RSG1460S1R	60,000	32.25 x 32.25 x 43

208/230V-1-60

1-1/2 to 5 Tons

COMPLIANT FOR NORTHERN REGION ONLY

For the latest AHRI system matches, please visit www.marsdeliversratings.com or AHRIdirectory.org

CMA Horizontal Discharge Condenser Up to 14.0 SEER2 Single Stage

Horizontal discharge condenser is compact in size with an alternative footprint to fit in tight spaces without detracting from landscaping and outdoor living areas, which makes it great for apartment complexes and condominiums.

Features

- Ultra quiet operation is rated as low as 54 decibels
- Attractive cabinet is galvanized steel with powder coated finish for durability, in attractive neutral color
- Low voltage 24V control system for universal use



14 SEER Model	Nom. BTUH	Dimensions (in.) W x H x D
CMA1412SG-0	11,800	33.5 x 21.9 x 13.6
CMA1418SG-1	17,500	36 x 27.6 x 15
CMA1424SG-1	23,000	40.63 x 31.89 x 17.52
CMA1430SG-1	29,000	40.63 x 31.89 x 17.52
CMA1436SG-1	34,000	40.63 x 31.89 x 17.52

**Where TXV's are used, a 15% bleed-type is required.
Use of Non-bleed TXV's will void warranty.**

Bleed-Style TXV's for use with CMA14-SERIES and Comfort-Aire Coils/Air Handlers:
 • 67304001 TXV for use with **CMA14 1.0T – 3.0T**
 • (C,M)CG*P Coils
 • HMG/HCG Air Handlers

0=115-1-60, 1=208/230V-1-60

1 to 4 Tons

COMPLIANT FOR NORTHERN REGION ONLY

CMA Horizontal Discharge Condenser Minimum 15.2 SEER2 Single Stage

Horizontal discharge condenser is compact in size with an alternative footprint to fit in tight spaces without detracting from landscaping and outdoor living areas, which makes it great for apartment complexes and condominiums.

Features

- Ultra quiet operation is rated as low as 57 decibels
- Attractive cabinet is galvanized steel with powder coated finish for durability, in attractive neutral color
- Low voltage 24V control system for universal use



15 SEER Model	Nom. BTUH	Dimensions (in.) W x H x D
CMA1512SA-1	11,800	38 x 26.50 x 13.25
CMA1518SA-1	17,500	38 x 26.50 x 13.25
CMA1524SA-1	23,000	40.5 x 31.89 x 16.14
CMA1530SA-1	29,000	40.5 x 31.89 x 16.14
CMA1536SA-1	34,000	40.5 x 31.89 x 16.14
CMA1548SA-1	48,000	41.15 x 52.48 x 16.34

1=208/230V-1-60

1 to 4 Tons

COMPLIANT FOR NORTHERN REGION ONLY



48,000 BTUH



12,000 & 18,000 BTUH



24,000, 30,000, 36,000 BTUH

HRG18 Heat Pumps Up to 19.0 SEER2 Inverter

18 SEER Model	BTUH Cooling	BTUH Heating	HSPF2
HRG1836S1P	34,400	35,000	8.1
HRG1860S1P	55,500	57,000	7.8

208/230V-1-60**2 to 5 Tons****COMPLIANT FOR ALL REGIONS****DOE 2023 Compliant for All Regions Minimum Efficiency****< 65KBtu: 15 SEER, 8.8 HSPF (14.3 SEER2, 7.5 HSPF2)**

The Comfort-Aire® HRG18S1P inverter heat pump offers premium comfort at a price point designed to fit your budget. With ratings up to 19 SEER2 and 8.1 HSPF2. It offers superior performance and incredibly quiet operation-less than half the sound you typically hear from a 14 SEER single-stage heat pump. Other benefits include enhanced dehumidification and five operating modes to set your preferred balance of comfort and energy efficiency. Broad compatibility and long-term reliability can even help you save on replacement costs. Designed to perform in temperatures from -15°F to 125°F. All this and you can use a standard 24V thermostat and non-communicating equipment.

For the latest AHRI system matches, please visit www.marsdeliversratings.com or AHRI.directory.org

**HRG15 Heat Pumps Up to 17.0 SEER2 Single Stage****DOE 2023 Compliant for All Regions Minimum Efficiency****< 65KBtu: 15 SEER, 8.8 HSPF (14.3 SEER2, 7.5 HSPF2)**

Total corrosion protection technology designed coil with durable aluminum alloy fin-and-tube construction. Defrost ensures efficiency and coil protection in the coldest weather. Full metal jacket is made of galvanized steel with polyester urethane coating for durability, corrosion resistance.



For the latest AHRI system matches, please visit www.marsdeliversratings.com or AHRI.directory.org

15 SEER Model	BTUH Cooling	BTUH Heating	HSPF
HRG1518S1R	23,200	22,200	8.0
HRG1524S1R	23,200	22,200	8.0
HRG1530S1R	28,400	27,800	8.0
HRG1536S1R	35,600	34,000	8.0
HRG1542S1R	40,500	39,000	7.8
HRG1548S1R	47,000	46,500	8.2
HRG1560S1R	56,500	54,000	8.0

208/230V-1-60**1-1/2 to 5 Tons****COMPLIANT FOR ALL REGIONS**

This interactive site is the repository for all self-directed training courses, allowing distributors, dealers, installers and sales personnel to learn about a wide range of topics via an easy-to-use platform that's available at the user's convenience.

www.marsdelivers.com

Extreme Performance Cold Weather Heat Pump Up to 17.4 SEER2 Inverter

Enjoy the ultimate in comfort and efficiency with the VCD-Series extreme performance air source heat pump. With an inverter-driven compressor, the VCD-system fully modulates to use the least amount of energy possible to maintain temperature, while at the same time optimizing sound levels and comfort. Hyper heat performance down to -22°F (-30°C) and cooling to an extreme 122°F (50°C) means the heat pump has world-class operating parameters in all weather conditions. Available with auxiliary heat kits for the VCD air handler, or with the optional MCD-Series of cased coil for dual-fuel capabilities with any new or existing furnace.

**Verify Rating Plate Information Prior to Installation.

Minimum Circuit Ampacity and Maximum Fuse Values May Have Changed from Original Specifications.



Outdoor Unit	Capacity BTUH	Cooling/Heating
**A-VCD18SA-1	18,000 cool, 19,000 heat, 18 SEER2, 12.4 EER2, 9.3 HSPF2	
**A-VCD24SA-1	24,000 cool, 24,000 heat, 17.4 SEER2, 11.7 EER2, 10 HSPF2	
**A-VCD30SA-1	30,000 cool, 33,000 heat, 16.2 SEER2, 10 EER2, 8.9 HSPF2	
**A-VCD36SA-1	36,000 cool, 40,000 heat, 16 SEER2, 10 EER2, 9.5 HSPF2	
**A-VCD48SA-1	47,000 cool, 50,000 heat, 15.6 SEER2, 8.2 EER2, 9.4 HSPF2	
**A-VCD60SA-1	55,000 cool, 59,000 heat, 15.3 SEER2, 8.8 EER2, 9.4 HSPF2	
Multi-Position Air Handler	Capacity BTUH	Cooling/Heating CFM @ 0.20"
B-VCD18SA-1	18,000 cool, 19,000 heat, 618 max. CFM	
B-VCD24SA-1	24,000 cool, 24,000 heat, 695 max. CFM	
B-VCD30SA-1	30,000 cool, 33,000 heat, 1,082 max. CFM	
B-VCD36SA-1	36,000 cool, 40,000 heat, 1,189 max. CFM	
B-VCD48SA-1	47,000 cool, 50,000 heat, 1,471 max. CFM	
B-VCD60SA-1	55,000 cool, 59,000 heat, 1,806 max. CFM	
Cased Coil	Dimensions & Weight (W x D x H)	
MCD18/24B1A	17-1/2" x 21" x 18", 52 lbs	
MCD30/36B1A	17-1/2" x 21" x 18", 52 lbs	
MCD30/36C1A	21" x 21" x 24", 76 lbs	
MCD48C1A	21" x 21" x 24", 77 lbs	
MCD60D1A	24" x 21" x 28", 95 lbs	

COMPLIANT FOR ALL REGIONS

NOTE: AHRI combinations with MCD-Series Coils and VCD systems are "coil-only" matches, and result in lower SEER2, EER2, and HSPF2 ratings than with matching air handler. Review latest match information on www.marsdeliversratings.com before installation.

Auxiliary Heat Kits

	Power of Electric Heater	Number of Circuits	Voltage	Circuit 1 MCA	Circuit 2 MCA	Circuit 3 MCA	Circuit 1 Max. Fuse	Circuit 2 Max. Fuse	Circuit 3 Max. Fuse
Optional Electric Heater	ECD3KW	1	208/230V	14A/16A	-	-	-	-	-
	ECD5KW	1	208/230V	23A/27A	-	-	-	-	-
	ECD8KW	1	208/230V	37A/42A	-	-	40A/45A	-	-
	ECD10KW	1	208/230V	46A/53A	-	-	50A/60A	-	-
	ECD15KW	2	208/230V	23A/27A	46A/53A	-	25A/30A	50A/60A	-
	ECD20KW	2	208/230V	46A/53A	46A/53A	-	50A/60A	50A/60A	-
	ECD25KW	3	208/230V	23A/27A	46A/53A	46A/53A	25A/30A	50A/60A	50A/60A



Wired programmable control



Model Size Selection

Model (Btu/h)	3kW	5kW	8kW	10kW	15kW	20kW	25kW
8K	Yes	Yes	Yes	Yes	-	-	-
24K		Yes	Yes	Yes	Yes	-	-
30K		Yes	Yes	Yes	Yes	-	-
36K		Yes	Yes	Yes	Yes	Yes	-
48K			Yes	Yes	Yes	Yes	-
60K			-	Yes	Yes	Yes	Yes

HMG Air Handler with TXV & Fixed Torque Blower Motor

Model	Cap. Tons	Nominal CFM
HMG24X1P	1.5, 2.0	600 - 800
HMG30X1P	2.0	800
	2.5	1,100
HMG36X1P	3.0	1,200
HMG42X1P	3.5	1,400
HMG48X1P	4.0	1,600
HMG60X1P	5.0	2,000

HMG Air Handlers

Multi-position—upflow, downflow, and horizontal—air handlers are available in two variations. Each features optional plug-in electric heater kits available in 5 to 25 kW. Aluminum/aluminum A-coil for efficiency. Durable cabinet has polyester urethane finish, and blower cabinet is insulated.

HMGX1P**—TXV metering valve and fixed torque ECM blower motor, each for heating and cooling, that can be set in the field to match the application.

HMGF1P**—Permanently lubricated PSC drive, multi-speed for application flexibility. Our 4 and 5 ton models come equipped with constant torque motors.

HMGE1P**—Larger-Chassis air handler with TXV metering valve and fixed torque blower motor, matched with all larger AC and HP applications, can be specifically matched to HRG1860S1P model to enhance HSPF2 values.



1-1/2 to 5 Tons

HMG Air Handler with PSC Drive

Model	Cap. Tons	Nominal CFM
HMG24F1P	1.5, 2.0	600 - 800
HMG30F1P	2.5	1,100
HMG36F1P	3.0	1,200
HMG42F1P	3.5	1,400
HMG48F1P	4.0	1,600
HMG60F1P	5.0	2,000

HMG Air Handler with ECM Motor

Model	Cap. Tons	Nominal CFM
HMG60E1P	5.0	2,000

For the latest AHRI system matches, please visit www.marsdeliversratings.com or AHRI.directory.org

HCG Variable Speed Air Handler

Model	Cap. Tons	Nominal CFM
HCG24V1P	1.5, 2.0	600
HCG30V1P	1.5	600
	2	800
HCG36V1P	2.5	1,100
	2.0	800
	2.5	1,100
HCG42V1P	3.0	1,200
	3.5	1,400
HCG48V1P	4.0	1,600
HCG60V1P	5.0	2,000

High efficiency ECM blower motor. Multi-position (upflow or horizontal). A-coil is coated for corrosion protection. Advanced circuit board incorporates time delay relay, low voltage terminal strip and heater sequencing. Cabinet has polyester urethane finish, blower cabinet is insulated. Optional plug-in electric heater kits are available in 5 to 20 kW.

For the latest AHRI system matches, please visit www.marsdeliversratings.com or AHRI.directory.org



1-1/2 to 5 Tons

Multi-position, freeze protection in both cooling and heating. Slide-out blower assembly, blower time delay and low voltage terminal strip. Non-corrosive drain pans.

HWCGX0A Series**
ECM constant torque blower motor.

HWCGT0A Series**
Reliable PSC blower motor.

All versions come with factory installed TXV.



115V-1-60
1-1/2 to 5 Tons

Hydronic Air Handlers for Boiler Loops

Model	Nom. Cooling Cap. Tons	Heating Cap. BTUH @ 3.5 GPM*	
		120° F EWT	180° F EWT
HWCG23X0A†	1.5 - 2.0	20,200	45,400
HWCG24X0A	1.5 - 2.0	21,600	59,300
HWCG30X0A	2.5	28,700	65,500
HWCG35X0A†	2.5 - 3.0	33,185	72,180
HWCG42X0A	3.0 - 3.5	37,800	86,300
HWCG47X0A†	3.5 - 4.0	48,200	98,640
HWCG48X0A	4.0	44,400	101,300
HWCG60X0A	5.0	46,600	106,400
HWCG23T0A†	1.5 - 2.0	20,200	45,400
HWCG24T0A	1.5 - 2.0	21,600	48,400
HWCG35T0A†	2.5 - 3.0	33,185	72,180
HWCG36T0A	2.5 - 3.0	29,800	67,300
HWCG47T0A†	3.5 - 4.0	48,200	98,640
HWCG48T0A	3.5 - 4.0	45,900	98,000
HWCG60T0A	5.0	47,800	102,200

*At high speed setting

†Small-Chassis AH

See AHRI Directory for matches

Cased and Uncased Coils for Split System Installations


For use with split system air conditioners and heat pumps. Right or left hand connections offer installation flexibility. Drain pan is non-corrosive. Cased coil cabinet is insulated for quiet operation. Coils feature rifled copper (CCG/MCG) or aluminum (MAG) tubing with aluminum fins.

CCG—Uncased, Copper Coils

MCG—Cased, multi-position copper coils

MAG—Cased, multi-position aluminum coils
1-1/2 to 5 Ton

See AHRI.directory.org for matches



CCG



MCG



MAG

Real-Time Ratings Generator

This new website will allow instant access to the newest AHRI ratings, AHRI Certificate Numbers, Tax Certifications Statements (where applicable).

www.marsdeliversratings.com



LE Series

RESIDENTIAL PACKAGED UNITS



Compact cabinet has full perimeter base rails and durable polyurethane finish. Louvered panels protects the coil.

Package Cooling Only - ECM

Cooling Only Model	Cooling BTUH
TARG24001R	22,600
TARG30001R	28,400
TARG36001R	33,400
TARG42001R	40,000
TARG48001R	44,500
TARG60001R	57,000

208/230-1-60 2 to 5 Tons

DOE 2023 Compliant for All Regions
Minimum Efficiency

14 SEER 11 EER
(13.4 SEER2, 10.6 EER2)

Dedicated horizontal flow. Ideal wherever a self-contained unit is needed.

Mount on slab, or side discharge can be field modified for rooftop applications.

Optional field-installed electric heater and other accessories are available.

Package Gas Heat/Electric Cooling - ECM

Model	Cooling BTUH	Heat Input BTUH	Model	Cooling BTUH	Heat Input BTUH
TGRG24541R	22,600	54,000	TGRG36901R	33,400	90,000
TGRG24721R	22,600	72,000	TGRG42901R	40,000	90,000
TGRG30541R	28,400	54,000	TGRG481081R	44,500	108,000
TGRG30721R	28,400	72,000	TGRG601081R	57,500	108,000
TGRG36721R	33,400	72,000	TGRG601261R	57,000	126,000

208/230-1-60

2 to 5 Tons

DOE 2023 Compliant for All Regions
Minimum Efficiency

14 SEER 11 EER
(13.4 SEER2, 10.6 EER2)

High efficiency coils optimize heat transfer; features one piece top for water management and scroll compressor for efficiency.

Self-contained units require only ductwork and a thermostat. Convertible air delivery—horizontal or downflow. Can be rooftop- or slab-mounted.



Compact cabinet has full perimeter base rails and durable polyurethane finish. Louvered panels protects the coil.

Ultra Low NOx Package Gas Heat/Electric Cooling - ECM

Model	Cooling BTUH (SEER/SEER2)	Heat Input BTUH
TGRX24541R	22,600 / 22,600	54,000
TGRX36541R	34,000 / 33,400	54,000
TGRX42721R	40,000 / 40,000	72,000
TGRX48721R	45,500 / 44,500	72,000
TGRX60721R	57,000 / 57,500	72,000

208/230-1-60

2 to 5 Tons

DOE 2023 COMPLIANT

Manufactured with a stainless steel dimpled heat exchanger and equipped with a high-efficiency constant torque blower motor, the TGRX-Series meets the Ultra-Low Nitrogen Oxides NOx Standards of California. Units feature a heavy-gauge galvanized steel base rail.



Compact cabinet has full perimeter base rails and durable polyurethane finish. Louvered panels protects the coil.

Package Heat Pump Units - ECM

Heat Pump Model	Cooling BTUH	Heating BTUH
TPRG24001R	22,600	21,600
TPRG30001R	28,600	25,800
TPRG36001R	34,000	32,600
TPRG42001R	39,500	40,000
TPRG48001R	45,500	47,000
TPRG60001R	56,000	58,000

208/230-1-60

2 to 5 Tons

DOE 2023 Compliant for All Regions
Minimum Efficiency

14 SEER 8 HSPF
(13.4 SEER2, 6.7 HSPF2)

Dedicated horizontal flow. Ideal wherever a self-contained unit is needed.

Mount on slab, or side discharge can be field modified for rooftop applications.

Optional field-installed electric heater and other accessories are available.



Compact cabinet has full perimeter base rails and durable polyurethane finish. Louvered panels protects the coil.

LE Series

GAS FURNACES



Our flagship furnace sports aluminized steel primary and an AL29-4C stainless steel secondary heat exchangers, as well as a true ECM blower motor for the ultimate in durability and comfort. Superior technology works well with all standard 24VAC thermostats while the 33" compact height fits almost all installations

Upflow/horizontal models only.

A = 14½" cabinet width B = 17½" cabinet width
C = 21" cabinet width D = 24½" cabinet width

Last digit = nom. tons cooling
Upflow/Horiz = Upflow/Horizontal



120V-1-60

97.0% AFUE

97% Two-Stage Gas Furnace

Upflow/Horiz	1 st Stage Input	2 nd Stage Input
GUH97T045B3M	29,000	44,000
GUH97T070B3M	43,000	66,000
GUH97T090C3M	57,000	88,000
GUH97T090C5M	72,000	88,000
GUH97T110C5M	110,000	110,000
GUH97T135D5M	86,000	132,000

Because air is constantly being drawn across the filter, indoor air quality and humidity control are enhanced. Less on/off cycling also reduces wear on components.



Our flagship furnace sports stainless steel primary and secondary heat exchangers, as well as a true ECM blower motor for the ultimate in durability and comfort. Superior technology works well with all standard 24VAC thermostats while the 33" compact height fits almost all installations

Upflow/horizontal models only.

A = 14½" cabinet width B = 17½" cabinet width
C = 21" cabinet width D = 24½" cabinet width

Last digit = nom. tons cooling
Upflow/Horiz = Upflow/Horizontal



120V-1-60

97.0% AFUE

97% Modulating Gas Furnace

Upflow/Horiz	Input BTUH
GUH97M070B3M	66,000
GUH97M090C3M	88,000
GUH97M090C4M	88,000
GUH97M090C5M	88,000
GUH97M110C5M	110,000
GUH97M130D5M	132,000

Because air is constantly being drawn across the filter, indoor air quality and humidity control are enhanced. Less on/off cycling also reduces wear on components.



ECM variable speed blower motor provides even temperatures and improved indoor air quality. Two-stage design operates at low speed most of the time to save energy, automatically ramps up to second stage when there's demand. All units A/C ready.

Upflow/horizontal models only.

A = 14½" cabinet width B = 17½" cabinet width
C = 21" cabinet width D = 24½" cabinet width

Last digit = nom. tons cooling
Upflow/Horiz = Upflow/Horizontal



120V-1-60

96.0% AFUE

96% Two-Stage Gas Furnace

Upflow/Horiz	1 st Stage Input	2 nd Stage Input
GUH96T045B3M	29,000	44,000
GUH96T070B3M	43,000	66,000
GUH96T090C3M	57,000	88,000
GUH96T090C5M	57,000	88,000
GUH96T110C5M	72,000	110,000
GUH96T135D5M	88,000	132,000

95% Single-Stage Gas Furnace

Upflow/Horiz	Input BTUH	Downflow	Input BTUH
GUH95C045B3M	44,000	GDD95C045B3M	44,000
GUH95C070B3M	66,000	GDD95C070B4M	66,000
GUH95C090C4M	88,000	GDD95C090C4M	88,000
GUH95C110C5M	110,000	GDD95C110C5M	110,000
GUH95C135D5M	132,000		

A = 14½" cabinet width B = 17½" cabinet width
C = 21" cabinet width D = 24½" cabinet width
Last digit = nom. tons cooling
Upflow/Horiz = Upflow/Horizontal

While Supplies Last



120V-1-60
95.0% AFUE

Efficient and reliable heat exchangers, hot surface igniter, integrated furnace control with on-board diagnostics. Equipped with ECM constant torque motor. Low profile cabinet is ideal for replacements. All units are A/C ready.

96% Single-Stage Gas Furnace

Upflow/Horiz	Input BTUH	Downflow	Input BTUH
GUH96C045B3M	44,000	GDD96C045B3M	44,000
GUH96C070B3M	66,000	GDD96C070B4M	66,000
GUH96C090C4M	88,000	GDD96C090C4M	88,000
GUH96C110C5M	110,000	GDD96C110C5M	110,000
GUH96C135D5M	132,000		

A = 14½" cabinet width B = 17½" cabinet width
C = 21" cabinet width D = 24½" cabinet width

Last digit = nom. tons cooling
Upflow/Horiz = Upflow/Horizontal

Efficient and reliable heat exchangers, hot surface igniter, integrated furnace control with on-board diagnostics. Equipped with ECM constant torque motor. Low profile cabinet is ideal for replacements. All units are A/C ready.



120V-1-60
95.0% AFUE

92% Single-Stage Gas Furnace

Upflow/Horiz	Input BTUH	Downflow	Input BTUH
GUH92C045B3M	44,000	GDD92C045B3M	44,000
GUH92C070B3M	66,000	GDD92C070B3M	66,000
GUH92C090C3M	88,000	GDD92C090C4M	88,000
GUH92C090C4M	88,000		
GUH92C110C4M	110,000		
GUH92C110C5M	110,000		

A = 14½" cabinet width B = 17½" cabinet width
C = 21" cabinet width D = 24½" cabinet width

Last digit = nom. tons cooling
Upflow/Horiz = Upflow/Horizontal

Efficient and reliable heat exchangers, hot surface igniter, integrated furnace control with on-board diagnostics. Equipped with constant torque motor. Low profile cabinet is ideal for replacements. All units are A/C ready.



120V-1-60
92.1% AFUE

80% Single-Stage Ultra Low NOx Gas Furnace

Upflow/Horiz.	Input BTUH
GUH80X040A3M	40,000
GUH80X060A3M	60,000
GUH80X080B3M	80,000
GUH80X100C3M	100,000

A = 14.5" cabinet width
B = 17.5" cabinet width
C = 21.0" cabinet width

Manufactured with aluminized steel tubular heat exchangers and equipped with a high efficiency constant torque blower motor, the GUH80X meets the California Ultra Low Nitrogen Oxides (NOx) Standards (14ng/J). Units use a redundant gas valve to assure safety shut-off as required by C.S.A.



80% AFUE **120V-1-60**

80% Single-Stage Gas Furnace



120V-1-60
80% AFUE

Upflow/Horiz.	Input BTUH	Downflow	Input BTUH
GUH80C045A3M	44,000	GDD80C045A3M	44,000
GUH80C070A3M	66,000	GDD80C070B3M	66,000
GUH80C070B3M	66,000	GDD80C090B4M	88,000
GUH80C090B4M	88,000	GDD80C110C5M	110,000
GUH80C090C5M	88,000		
GUH80C110C5M	110,000		
GUH80C135D5M	132,000		

A = 14½" cabinet width
B = 17½" cabinet width
C = 21" cabinet width
D = 24½" cabinet width
Last digit = nom. tons cooling

Our non-condensing gas furnace features hot surface igniter, in-shot burner and crimped no-weld aluminized clam shell heat exchanger. Multi-speed ECM blower delivers warm air quietly. Low profile cabinet fits in even tight spaces. Integrated control board includes diagnostic lights. LP conversion kits are available.

LE Series

OIL FURNACES

Oil Furnaces - PSC

Highboy	Output	AFUE	Lowboy	Output	AFUE
OUIB75-D3	57-72,000	84.0%	OLFB95-D4	85-95,000	83.0%
OUIB95-D4	84-95,000	83.0%	OLRB95-D4	85-95,000	83.0%
OUIB125-D5	113-126,000	83.0%	OLFB125-D5	113-127,000	83.0%
			OLRB125-D5	113-127,000	83.0%
Down/Horiz	Output	AFUE	<i>OLFB, OUIB and OUIB=front flue; OLRB and OLRB=rear flue Shipped with high fire nozzle installed; nozzle change adjusts firing rate.</i>		
ODFB95-D3	85-95,000	83.0%			
ODRB95-D3	85-95,000	83.0%			
ODFB125-D5	113-126,000	84.0%			

Highboy and lowboy models with Beckett AFG oil burner, new advanced burner control, multi-speed direct drive blower, and foil-faced insulation.



115V-1-60

Up to 84% AFUE



120V-1-60

Up to 85% AFUE

Oil Furnaces - ECM

Lowboy	Output	AFUE	Highboy	Output	AFUE
OLFB87-E4	67-87,000	85.0%	OUIB87-E4	67-87,000	85.0%
OLRB87-E4	67-87,000	85.0%	OUIB118-E5	104-118,000	85.0%
OLFB118-E5	104-118,000	85.0%			
OLRB118-E5	104-118,000	85.0%	Down/Horiz	Output	AFUE
<i>OLFB, OUIB and OUIB=front flue; OLRB and OLRB=rear flue; Shipped with high fire nozzle installed; nozzle change adjusts firing rate.</i>			OUIB95-E3	85-97,000	83.0%
			OHRB95-E3	85-97,000	83.0%

OLFB, OUIB and OUIB=front flue;
OLRB and OLRB=rear flue;
Shipped with high fire nozzle installed;
nozzle change adjusts firing rate.

Highboy and lowboy models with Beckett™ Flame Retention NX oil burner, a high efficiency ECM variable speed blower motor, and foil-faced insulation.



230V-1-60

Large capacity makes these ideal for churches, schools and commercial buildings. Can be installed either vertically or horizontally. Twin blowers are mounted on rails to be serviced from either side. Rated at 81% steady state efficiency.

While
Supplies
Last

Industrial Oil Furnace 225,000-450,000 BTUH

Model	Firing Rate GPH	BTUH Output	Nozzle Size	Motor
LG14-350/450B60	3.0	350,000	3.0 70°B	2.0 HP
	4.0	450,000	4.0 60°B	

Model	Oil Burner
LG14-225/275B40	A501-1
LG14-350/450B60	A502-1

Oil burners must be ordered separately.

Comfort-Cure®

RSA14 Condensing Units Up to 14.3 SEER2

14 SEER2 Model	Nom. BTUH	Dimensions (in.) W x D x H
RSA1418S1A	18,000	23-5/8 x 23-5/8 x 24-15/16
RSA1424S1A	24,000	23-5/8 x 23-5/8 x 24-15/16
RSA1430S1A	30,000	28 x 28 x 24-15/16
RSA1436S1A	36,000	29-1/8 x 29-1/8 x 24-15/16
RSA1442S1A	42,000	28 x 28 x 33-3/16
RSA1448S1A	48,000	28 x 28 x 33-3/16
RSA1460S1A	60,000	29-1/8 x 29-1/8 x 33-3/16

208/230V-1-60 1-1/2 to 5 Tons

DOE 2023 Compliant for Northern States Minimum Efficiency
< 65KBtu: 14 SEER (13.4 SEER2)

Powder-coated galvanized steel cabinet with wire fan grille and steel louver coil guard provide reliable operation during harsh elements. Internal protection against high temperature motor overload, high quality copper tube and aluminum fin condenser (micro channel on 5T), service valves with sweat connections and easy 45° access ports, sound levels as low as 69 dB for quiet operation and peace of mind.



For the latest AHRI system matches, please visit www.marsdeliversratings.com or AHRIdirectory.org

RSA15 Condensing Units Up to 15.2 SEER2

15 SEER2 Model	Nom. BTUH	Dimensions (in.) W x D x H
RSA1518S1A	18,000	23-5/8 x 23-5/8 x 24-15/16
RSA1524S1A	24,000	28 x 28 x 24-15/16
RSA1530S1A	30,000	28 x 28 x 33-3/16
RSA1536S1A	36,000	29-1/8 x 29-1/8 x 24-15/16
RSA1542S1A	42,000	29-1/8 x 29-1/8 x 33-3/16
RSA1548S1A	48,000	29-1/8 x 29-1/8 x 33-3/16
RSA1560S1A	60,000	29-1/8 x 29-1/8 x 33-3/16

208/230V-1-60 1-1/2 to 5 Tons

DOE 2023 Compliant for Southeast and Desert Southwest States Minimum Efficiency
≤ 45KBtu: 15 SEER (14.3 SEER2)
> 45KBtu: 14.5 SEER (13.8 SEER2)

Powder-coated galvanized steel cabinet with wire fan grille and steel louver coil guard provide reliable operation during harsh elements. Internal protection against high temperature motor overload, high quality copper tube and aluminum fin condenser (micro channel on 5T), service valves with sweat connections and easy 45° access ports, sound levels as low as 72 dB for quiet operation and peace of mind.



For the latest AHRI system matches, please visit www.marsdeliversratings.com or AHRIdirectory.org

RSH15 Heat Pumps Up to 15.2 SEER2

15 SEER2 Model	BTUH Cooling	BTUH Heating	Up to HSPF2
RSH1518S1A	18,000	18,000	7.5
RSH1524S1A	24,000	24,000	7.8
RSH1530S1A	30,000	30,000	7.8
RSH1536S1A	36,000	36,000	7.8
RSH1542S1A	42,000	42,000	7.8
RSH1548S1A	48,000	48,000	7.8
RSH1560S1A	60,000	60,000	7.5

208/230V-1-60 1-1/2 to 5 Tons
DOE 2023 Compliant for All Regions Minimum Efficiency
< 65KBtu: 15 SEER, 8.8 HSPF (14.3 SEER2, 7.5 HSPF2)

**AMC Multi-Position
Air Handler (CT)**

Model	Cap. Tons	Nominal CFM
AMC24S1A	1.5 - 2	600 - 800
AMC36S1A	2.5 - 3.0	1,000 - 1,200
AMC60S1A	3.5 - 5.0	1,400 - 2,000

208/240V-1-60 1-1/2 to 5 Tons

**AMP Multi-Position
Air Handler (PSC)**

Model	Cap. Tons	Nominal CFM
AMP24S1A	1.5 - 2	600 - 800
AMP36S1A	2.5 - 3.0	1,000 - 1,200
AMP48S1A	3.5 - 4.0	1,400 - 1,600
AMP60S1A	4.0 - 5.0	1,600 - 2,000

208/240V-1-60 1-1/2 to 5 Tons

Choose between PSC or CT blower, all-aluminum tube & fin coil, FULL multi-position installation, polymer condensate drain pan with UVC inhibitor, horizontal and vertical condensate drain pans standard, blower and coil slide out for ease of maintenance, certified to achieve <2% leak rate at 1" w.c., fully insulated cabinet, dual front panel design, four models cover all tonnages. Field installed heat kits optional.



1-1/2 to 5 Tons

For the latest AHRI system matches, please visit www.marsdeliversratings.com or AHRI.directory.org

MAA Multi-Position Aluminum Cased Coils

MAA Model	Width (in.)	Nom. Capacities*
MAA1836AS1A	14.5	1.5 - 3.0T
MAA1836BS1A	17.5	1.5 - 3.0T
MAA1836CS1A	21.0	1.5 - 3.0T
MAA1842BS1A	17.5	1.5 - 3.5T
MAA1842CS1A	21.0	1.5 - 3.5T
MAA3642DS1A	24.5	3.0 - 3.5T
MAA3042BS1A	17.5	2.5 - 3.5T
MAA3042CS1A	21.0	2.5 - 3.5T
MAA3648DS1A	24.5	3.0 - 4.0T
MAA3660CS1A	21.0	3.0 - 5.0T
MAA4260DS1A	24.5	3.5 - 5.0T

*Verify proper system matches at marsdelivers.com or AHRI.directory.org



For use with SE Series split system air conditioners and heat pumps ONLY. Right or left hand connections offer installation flexibility. Drain pan is non-corrosive. Cased coil cabinet is insulated for quiet operation. Coils feature rifled aluminum tubing with aluminum fins.

For the latest AHRI system matches, please visit www.marsdeliversratings.com or AHRI.directory.org

Comfort-Caire®

13.4 SEER2, 24 – 60 kbtuh, aluminized steel tubular heat exchanger, horizontal or downflow application, max width of 47" fits in small, standard, and long truck beds. Rugged full perimeter base rails with cornerhoist points and standard forklift slots. Can be rooftop or slab mounted, slide out blower motor for ease of maintenance. RGP: Propane convertible (LP kit included). RHP: Optional field install heat kits available.

RHP Heat Pump Packaged Unit 13.4 SEER2

Cooling Only Model	Cooling BTUH @95°F	Heating BTUH @47°F
RHP2400S1A	22,800	22,800
RHP3600S1A	34,000	34,200
RHP4800S1A	46,500	47,000
RHP6000S1A	57,000	57,000

208/230-1-60 2 to 5 Tons

**DOE 2023 Compliant for All Regions
Minimum Efficiency**

**14 SEER 8 HSPF
(13.4 SEER2, 6.7 HSPF2)**

Compact cabinet has full perimeter base rails and durable polyurethane finish. Louvered panels protects the coil.



RGP Gas Electric Packaged Unit 13.4 SEER2



Model	Cooling BTUH @95°F	Heat Input BTUH
RGP2460S1A	22,800	60,000
RGP3060S1A	28,400	60,000
RGP3690S1A	34,200	90,000
RGP4290S1A	40,000	90,000
RGP4890S1A	48,000	90,000
RGP6090S1A	57,500	90,000
RGP60110S1A	57,500	110,000

208/230-1-60 2 to 5 Tons

**DOE 2023 Compliant for All Regions
Minimum Efficiency**

**14 SEER 11 EER
(13.4 SEER2, 10.6 EER2)**

Compact cabinet has full perimeter base rails and durable polyurethane finish. Louvered panels protects the coil.

Comfort-Aire®

Available in 80% AFUE for 40-120k btuh and 96% AFUE for 60-120k btuh, these furnaces provide comfort and affordability. Multi-speed ECM blower motors with aluminized steel tubular heat exchangers and many ease-of-installation features. All variants less than 34" tall. 80% is upflow, horizontal, and downflow configurable. 96% is upflow and horizontal configurable. LP kit included.



120V-1-60 96.0% AFUE

GFM 96% Two-Stage Gas Furnace

Upflow/Horiz	1 st Stage Input	2 nd Stage Input
GFM96T060B3S1A	39	60
GFM96T080B3S1A	52	80
GFM96T080C4S1A	52	80
GFM96T100C5S1A	65	100
GFM96T100D5S1A	65	100
GFM96T120D5S1A	78	120

GFM 80% Single-Stage Gas Furnace

Upflow/Down/Horiz	Input BTUH
GFM80S040A3S1A	40,000
GFM80S060A3S1A	60,000
GFM80S060B4S1A	60,000
GFM80S080B4S1A	80,000
GFM80S080C4S1A	80,000
GFM80S100C5S1A	100,000
GFM80S120D5S1A	120,000



120V-1-60 80% AFUE

Real-Time Ratings Generator

This new website will allow instant access to the newest AHRI ratings, AHRI Certificate Numbers, Tax Certifications Statements (where applicable).

www.marsdeliversratings.com



NORTEK-STYLE MANUFACTURED HOUSING FURNACES



MG1E 80% AFUE Downflow Gas Furnaces

Model	Input BTUH	Output BTUH	Dimensions H x D x W
MG1E-056F1AAM*	56 MBH	45 MBH	56" x 23-3/4" x 19-3/4"
MG1E-070F1AAM*	70 MBH	57 MBH	56" x 23-3/4" x 19-3/4"
MG1E-077F1AAM*	77 MBH	62 MBH	56" x 23-3/4" x 19-3/4"
MG1E-090F1AAM*	85 MBH	67 MBH	56" x 23-3/4" x 19-3/4"
MG1E-056F1ABM*	56 MBH	45 MBH	76" x 23-3/4" x 19-3/4"
MG1E-070F1ABM*	70 MBH	57 MBH	76" x 23-3/4" x 19-3/4"
MG1E-077F1ABM*	77 MBH	62 MBH	76" x 23-3/4" x 19-3/4"
MG1E-090F1ABM*	85 MBH	67 MBH	76" x 23-3/4" x 19-3/4"

Available with or without a factory-installed 20" Coil Cabinet, this fully insulated downflow-only 80% gas furnace fits the standard MH footprint. AC-Ready with a 4-Ton ECM blower with 5 speed taps. Optional 26" field-installed coil cabinet available.

MG2R 95% AFUE Single-Stage Gas Furnaces

Model	Input BTUH	Output BTUH	Dimensions H x W x D
MG2R-045F1AAM*	45 MBH	43 MBH	56" x 24-5/8" x 19-7/8"
MG2R-060F1AAM*	60 MBH	57 MBH	56" x 24-5/8" x 19-7/8"
MG2R-072F1AAM*	72 MBH	68 MBH	56" x 24-5/8" x 19-7/8"
MG2R-045F1ABM*	45 MBH	43 MBH	76" x 24-5/8" x 19-7/8"
MG2R-060F1ABM*	60 MBH	57 MBH	76" x 24-5/8" x 19-7/8"
MG2R-072F1ABM*	72 MBH	68 MBH	76" x 24-5/8" x 19-7/8"

True 95% AFUE efficiency and Category IV venting in a standard MH footprint. Available with or without a factory-installed 20" Coil Cabinet, this fully insulated downflow-only 95% furnace features an AC-Ready, 4-Ton ECM blower with 5 speed taps. Optional 26" field installed coil cabinet available.

Model	Input BTUH	Output BTUH	Dimensions H x W x D
MG2R-045F1ACM*	45 MBH	43 MBH	76" x 24-5/8" x 19-7/8"
MG2R-060F1ACM*	60 MBH	57 MBH	76" x 24-5/8" x 19-7/8"
MG2R-072F1ACM*	72 MBH	68 MBH	76" x 24-5/8" x 19-7/8"

True 95% AFUE efficiency and Category IV venting in a standard MH footprint. Available with or without a factory-installed 27" Coil Cabinet, this fully insulated downflow-only 95% furnace features an AC-Ready, 4-Ton ECM blower with 5 speed taps. Optional 20" field installed coil cabinet available.



MG2R*A

MG2R*B/C



M5SB Oil Furnaces

Model	Input BTUH	Output BTUH	Dimensions H x D x W
M5SB-066A-AW*	66 MBH	56 MBH	56" x 23-3/4" x 19-3/4"
M5SB-086A-AW*	86 MBH	72 MBH	56" x 23-3/4" x 19-3/4"
M5SB-066A-BW*	66 MBH	56 MBH	76" x 23-3/4" x 19-3/4"
M5SB-086A-BW*	86 MBH	72 MBH	76" x 23-3/4" x 19-3/4"

Unique manufactured housing design with a robust, 19-3/4" wide, fully-insulated cabinet to fit the standard MH footprint; the M5SB is our latest HUD-compliant, oil furnace. AC-ready options include a factory-installed 20"H coil box, field-installed 26"H coil box, and PSC blower upgrades for up to 5-Tons nominal cooling.

902989
Grille & Frame
sold separately



E7ED



E7EM

E7ED-E7EM Electric Furnaces

Model	Output kW	BTUH @ 240V	Dimensions H x D x W
E7ED-010H*	10.4	35,000	60-5/8" x 24-1/2" x 20"
E7ED-012H*	12.0	41,000	60-5/8" x 24-1/2" x 20"
E7ED-015H*	15.4	53,000	60-5/8" x 24-1/2" x 20"
E7ED-017H*	16.6	57,000	60-5/8" x 24-1/2" x 20"
E7ED-020H*	20.4	70,000	60-5/8" x 24-1/2" x 20"
E7ED-023H*	22.0	75,000	60-5/8" x 24-1/2" x 20"
E7EM-010H*	10.4	35,000	29" x 24-1/2" x 20"
E7EM-012H*	12.0	41,000	29" x 24-1/2" x 20"
E7EM-015H*	15.4	53,000	29" x 24-1/2" x 20"
E7EM-017H*	16.6	57,000	29" x 24-1/2" x 20"
E7EM-020H*	20.4	70,000	29" x 24-1/2" x 20"
E7EM-023H*	22.0	75,000	29" x 24-1/2" x 20"

Versatile, fully insulated electric furnaces that fit standard MH footprint applications. Available with (E7ED) or without (E7EM) a factory-installed 31-1/2" Coil Cabinet. Optional Grille and Frame Assembly (Part# 902989) available for E7EM. Optional 5-Ton Blower available. E7ED for Downflow applications only, while E7EM can be used in Upflow applications.

JCI-STYLE MANUFACTURED HOUSING FURNACES

DGAX 80% Gas Furnace - ECM Motor

Model	Input BTUH	Output BTUH	Dimensions H x D x W
DGAX056BDTD	56,000	45,000	76" x 19.5" x 24.5"
DGAX070BDTD	70,000	56,000	76" x 19.5" x 24.5"
DGAX077BDTD	77,000	62,000	76" x 19.5" x 24.5"
DGAX090BDTD	90,000	72,000	76" x 19.5" x 24.5"

For downflow applications only, this 80% AFUE Gas Furnace is built in the USA, and features an integral AC coil cabinet and 4-Ton capacity blower. The DGAX-Series' Hot Surface Ignition saves fuel and increases reliability, and the universal-size disposable air filters offer convenience for the homeowner.



EBE & EUE Electric Furnace - ECM Motor

Model	Input kW	BTUH @ 240V	Dimensions H x D x W
EBE10A/EUE10A	10	34,000	51.5" x 19.5" x 24"
EBE12A/EUE12A	12	39,000	51.5" x 19.5" x 24"
EBE15A/EUE15A	15	51,000	51.5" x 19.5" x 24"
EBE17A/EUE17A	17	56,000	51.5" x 19.5" x 24"
EBE20A/EUE20A	20	67,000	51.5" x 19.5" x 24"
EBE23A/EUE23A	23	77,000	51.5" x 19.5" x 24"

Made for years of reliability and installation-ease, the EBE/EUE-Series of Electric Furnaces are built in the USA, and feature an integral AC coil cabinet with a 4-Ton capacity blower. Sequenced heating prevents heating and allows staging with Heat Pumps, while the universal-size disposable air filters offer convenience for the homeowner. EBE-Series are dedicated for upflow applications, whereas the EUE-Series are dedicated for upflow applications.

MANUFACTURED HOUSING COILS & DUCTLESS MINI-SPLITS

CMH Series Manufactured Housing Coils

TXV for 1.5 - 2.5 Ton H4TXV01
TXV for 3 - 4 Ton H4TXV02



Rifled copper tubing, enhanced aluminum fins. Immersion-tested at 500 psi, then nitrogen-pressurized and sealed. Left-hand refrigerant and plumbing connections. Externally mounted flowrater body with Schrader valve. Heavy duty plastic drain pans on all models. AHRI certifiable with certain brands of A/C and heat pump systems. UL listed for use with both R-22 and R-410a when proper metering device is used.

Coil Model	Nominal Tonnage	Dimensions		
		Pan Widths (W)"	Pan Depth (D)"	Coil Height (H)"
CMH18/36PM1M	1.5 - 3	18"	19.5"	17"
CMH24/30PM1M	2 - 2.5	18"	19.5"	19"
CMH36PM2M	2.5 - 3	18"	19.5"	19"
CMH42/48PM1M	3.5 - 4	18"	19.5"	19"
CMH42/48PM2M	3.5 - 4	18"	19.5"	19"
CMH48PM2M	3.5 - 4	18"	19.5"	21"
CMH48/60PM1M	4 - 5	18"	19.5"	25"
CMH48/60PM2M	4 - 5	18"	19.5"	23"
Service Coils				
CMH18/24PM3M	1.5 - 2	18"	19.5"	11"
CMH36PM3M	3	18"	19.5"	15"
CMH42/60PM3M	3.5 - 5	18"	19.5"	19"

SVH-SB Series Single-Zone Heat Pumps

UP TO 18.5 SEER2

Model	Specifications
SVH09SB-0	9,000 cool/9,800 heat BTU, 115V, 17 SEER2, 10.1 EER2, 9 HSPF2
SVH09SB-1	9,000 cool/9,800 heat BTU, 208/230V, 18.5 SEER2, 10.5 EER2, 8.8 HSPF2
SVH12SB-0	12,000 cool/12,000 heat BTU, 115V, 17.4 SEER2, 8.8 EER2, 8.7 HSPF2
SVH12SB-1	12,000 cool/12,000 heat BTU, 208/230V, 17.6 SEER2, 8.8 EER2, 8.8 HSPF2
SVH18SB-1	18,000 cool/18,000 heat BTU, 208/230V, 18.3 SEER2, 9.9 EER2, 8.7 HSPF2
SVH24SB-1	24,000 cool/24,000 heat BTU, 208/230V, 17 SEER2, 8.9 EER2, 8 HSPF2

Optional 115 or 230 volt available on 9K and 12K

Our SVH-Series, rated up to 18.5 SEER2, offers economical zone control because only the room or area being used is conditioned. Also inverter technology matches the compressor speed to the room's changing temperature requirements.



*Optional programmable wired controller and smartphone compatibility sold separately



**While
Supplies
Last**



*Optional smartphone compatibility sold separately

DVH-SG Series Single-Zone Heat Pumps

UP TO 19 SEER

Model	Specifications
DVH09SG-0	9,000 cool/9,000 heat; HP, 19 SEER, 12 EER, 10.0 HSPF
DVH09SG-1	9,000 cool/9,000 heat; HP, 19 SEER, 10.5 EER, 9.5 HSPF
DVH12SG-1	12,000 cool/12,000 heat; HP, 19 SEER, 11.0 EER, 9.5 HSPF
DVH24SG-1	24,000 cool/25,000 heat, HP, 17 SEER, 9.5 EER, 9.5 HSPF

Power Supply: 9K and 12K: 115V; 18K and 24K: 208/230V

Efficient, economical comfort with cooling, heating, fan only, sleep and dehumidification modes. Built with 24-hour timer, superior filtration and auto temperature compensation.


DUCTLESS MINI-SPLITS

VFH - InverterFlex® Series Multi-Zone Heat Pumps

Cool and heat one to five separate rooms or areas, depending on the capacity of the outdoor unit. Each zone has an independently controlled air handler with remote; ceiling cassettes and ducted units also have a wired wall thermostat. Built with enhanced filtration, quiet operation, multiple modes, low ambient cooling and "Follow" function.

Mix 'n' match indoor units

May be sized up to 150% of outdoor unit capacity, but may not provide full capacity for all indoor units. Total capacity of all indoor units can be as low as 50% of the outdoor unit's capacity.



208/230-1-60

UP TO 21 SEER2

Outdoor Unit	System Capacity BTUH	Cooling/Heating	Ducted Unit	Capacity BTUH per unit
A-VFH18DC-1	18,000 cool, 18,000 heat, 21 SEER2, 12.0 EER2, 10 HSPF2		B-VFH09DA-1	8,500 cool, 9,500 heat, 265 max. CFM
A-VFH24TC-1	23,200 cool, 23,600 heat, 21 SEER2, 12.5 EER2, 10 HSPF2		B-VFH12DA-1	11,900 cool, 13,100 heat, 324 max. CFM
A-VFH30QB-1	29,000 cool, 32,000 heat, 20 SEER2, 11.8 EER2, 8.6 HSPF2		B-VFH18DA-1	15,300 cool, 18,700 heat, 412 max. CFM
A-VFH36QB-1	34,000 cool, 41,000 heat, 21 SEER2, 11.8 EER2, 8.6 HSPF2		B-VFH21DA-1	20,400 cool, 22,600 heat, 588 max. CFM
A-VFH42PB-1	39,000 cool, 45,000 heat, 21 SEER2, 10.4 EER2, 8.6 HSPF2		B-VFH24DA-1	22,800 cool, 27,400 heat, 588 max. CFM
High Wall Mount Indoor	Capacity BTUH per unit		Floor/Wall Console Indoor	Capacity BTUH per unit
B-VFH09MC-1	9,100 cool, 10,000 heat, 353 max. CFM		B-VFH09FA-1	9,000 cool, 9,500 heat, 383 max. CFM
B-VFH12MC-1	12,000 cool, 12,000 heat, 424 max. CFM		B-VFH12FA-1	12,000 cool, 13,000 heat, 441 max. CFM
B-VFH18MC-1	17,600 cool, 19,100 heat, 618 max. CFM		B-VFH18FA-1	18,000 cool, 19,000 heat, 494 max. CFM
B-VFH24MB-1	20,800 cool, 21,500 heat, 736 max. CFM		Floor/Ceiling Indoor Unit	Capacity BTUH per unit
Indoor Ceiling Cassette	Capacity BTUH per unit		B-VFH09UA-1	8,500 cool, 9,500 heat, 383 max. CFM
B-VFH12CB-1	12,000 cool, 13,000 heat, 353 max. CFM		B-VFH12UA-1	11,900 cool, 13,100 heat, 383 max. CFM
B-VFH18CB-1	14,400 cool, 16,000 heat, 353 max. CFM		B-VFH18UA-1	17,000 cool, 18,700 heat, 559 max. CFM
B-VFH24CA-1	22,800 cool, 27,400 heat, 694 max. CFM		B-VFH24UA-1	22,800 cool, 27,400 heat, 736 max. CFM
Front Panels	C-VFH1218CB-12K & 18K; C-VFH24CA-24K			

Comfort-Cure®

VMH-U UltraV Series—Multi Zone Mini-Splits

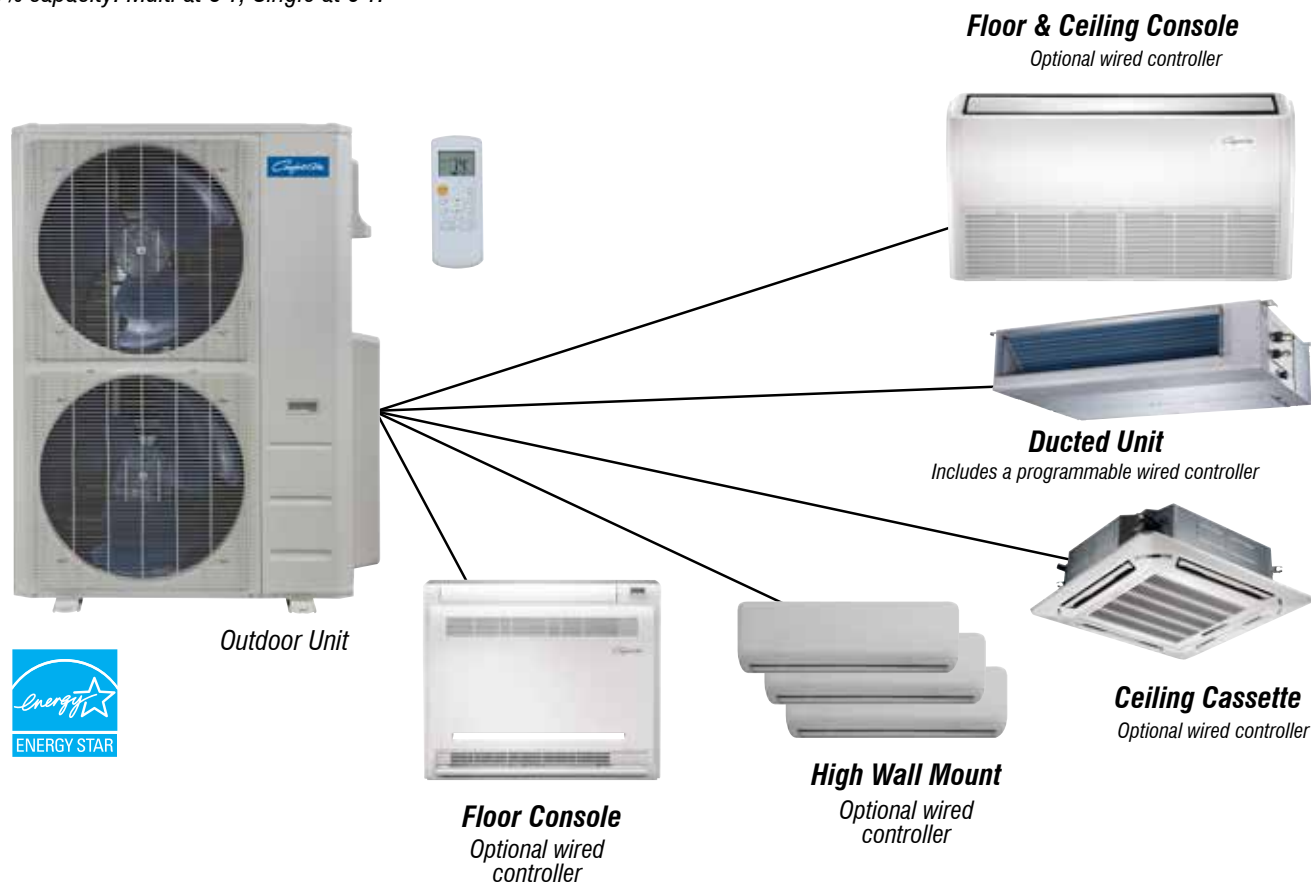
Our new UltraV Series features a wide operating range with higher capacities in low temperatures. This allows the unit to operate in the heating mode with 100% output even when the outdoor temperature is as low as 0°F. Advanced inverter technology means the room will reach the preset temperature quickly.

Energy usage is kept to a minimum as units run at low frequency most of the time. However, when required the unit ramps up automatically to reach and maintain the comfort level.

With this broad ambient range, these units are well suited to installations requiring year-round conditioning, both residential and light commercial.

All operate down to -22°F.

100% capacity: Multi at 5°F, Single at 0°F.



208/230-1-60

UP TO 25 SEER

Indoor Ceiling Cassette	Capacity BTUH per unit	Floor Mount Indoor Unit	Capacity BTUH per unit
B-VMH09CU-1	9,000 cool, 9,000 heat, 600 max. CFM	B-VMH12FV-1	12,000 cool, 12,000 heat, 365 max. CFM
B-VMH12CU-1	12,000 cool, 12,000 heat, 574 max. CFM	Ducted Unit	Capacity BTUH per unit
B-VMH18CU-1	18,000 cool, 18,000 heat, 956 max. CFM	B-VMH09DU-1	9,000 cool, 9,000 heat, 353 max. CFM
B-VMH24CV-1	24,000 cool, 24,000 heat, 1,400 max. CFM	B-VMH12DU-1	12,000 cool, 12,000 heat, 353 max. CFM
Cover Panel for Indoor Ceiling Cassette	Dimensions/Weight	B-VMH18DU-1	18,000 cool, 18,000 heat, 530 max. CFM
C-VMH91218CU-1	25.47" x 25.47" x 1.97", 5.51 net, 9.92 ship	B-VMH24DU-1	24,000 cool, 24,000 heat, 776 max. CFM
C-VMH24CV-1	37.4" x 37.4" x 2.17", 11.02 net, 17.64 ship		
Floor/Ceiling Mount Indoor	Capacity BTUH per unit		
B-VMH18UU-1	18,000 cool, 18,000 heat, 666 max. CFM		
B-VMH24UU-1	24,000 cool, 24,000 heat, 880 max. CFM		

VMH-V UltraV Series Multi Zone Mini-Splits


Our new UltraV Series will heat or cool when outdoor temperatures reach -22° F.

Multi-zone units run at 100% capacity at 5° F. Single zones maintain 100% capacity at 0° F! This makes these units well suited to installations requiring year 'round conditioning, both residential and light commercial.

Operating range:

	Single-Zone	Multi-Zone
Cooling=	-22° to 75 °F	5° to 122 °F
Heating=	-22° to 75 °F	-22° to 75 °F

Advanced inverter technology means the room will reach the preset temperature quickly and that the temperature will be constant without the fluctuations that occur in other systems due to on-off cycling. Energy usage is kept to a minimum as units run at low frequency most of the time. However, when required the unit ramps up automatically to reach and maintain the comfort level.



208/230-1-60

UP TO 23 SEER2

Indoor Ceiling Cassette	Capacity BTUH per unit	Floor Mount Indoor Unit	Capacity BTUH per unit
B-VMH09CU-1*	9,000 cool, 9,000 heat, 600 max. CFM	B-VMH12FV-1*	12,000 cool, 12,000 heat, 365 max. CFM
B-VMH12CU-1*	12,000 cool, 12,000 heat, 574 max. CFM	Ducted Unit	Capacity BTUH per unit
B-VMH18CU-1*	18,000 cool, 18,000 heat, 956 max. CFM	B-VMH09DU-1	9,000 cool, 9,000 heat, 353 max. CFM
B-VMH24CV-1*	24,000 cool, 24,000 heat, 1,400 max. CFM	B-VMH12DU-1	12,000 cool, 12,000 heat, 353 max. CFM
Cover Panel for Indoor Ceiling Cassette	Dimensions/Weight	B-VMH18DU-1	18,000 cool, 18,000 heat, 530 max. CFM
C-VMH91218CU-1*	25.47" x 25.47" x 1.97", 5.51 net, 9.92 ship	B-VMH24DU-1	24,000 cool, 24,000 heat, 776 max. CFM
C-VMH24CV-1*	37.4" x 37.4" x 2.17", 11.02 net, 17.64 ship	Outdoor Unit	Capacity BTUH per unit
Floor/Ceiling Mount Indoor	Capacity BTUH per unit	A-VMH18DV-1	19,000 cool, 20,000 heat, 22 SEER2, 12.5 EER2, 9.8 HSPF2
B-VMH18UU-1*	18,000 cool, 18,000 heat, 666 max. CFM	A-VMH28TV-1	28,000 cool, 28,000 heat, 23 SEER2, 12.5 EER2, 10.6 HSPF2
B-VMH24UU-1*	24,000 cool, 24,000 heat, 880 max. CFM	A-VMH36QV-1	36,000 cool, 36,500 heat, 22.2 SEER2, 13.6 EER2, 10.3 HSPF2
		A-VMH36QV-1A	36,000 cool, 36,500 heat, 22.4 SEER2, 12.5 EER2, 10.9 HSPF2
		A-VMH48PV-1	48,000 cool, 37,800 heat, 21.8 SEER2, 11.7 EER2, 9.8 HSPF2
		A-VMH55PV-1	55,000 cool, 76,000 heat, 21.8 SEER2, 10.5 EER2, 9.3 HSPF2

Outdoor units—Energy Star® compliant when combined with indoor units having an () by model number in above table

VMH-V Series Multi-Position Air Handler

Ducted Units		
Features	B-VMH18AV-1	B-VMH24AV-1
Cooling Capacity BTUH	18,000	23,000
Heating Capacity BTUH	19,000	26,000
Air Flow Range (CFM)	489 - 577	630 - 759
Fan Speeds	3	3
Sound Level Range (dBA)	35 / 37 / 39	38 / 39.5 / 41
Volts / Hz / Phase	208 / 230, 1, 60	208 / 230, 1, 60
Voltage Range	187 - 253	187 - 253
Cooling Input Power (W)	1440	1840
Cooling Rated Current (A)	9.1	9
Heating Input Power (W)	1540	2130
Heating Rated Current (A)	9.3	10
Min. Circuit Ampacity	3	4
Max. Fuse	15	15
COP	3.62	3.58
Wireless Remote Control	YES	YES
Wired Programmable Control	YES	YES
Smart Phone Capable	YES	YES
Width (inches)	21.02	21.02
Height (inches)	45	45
Depth (inches)	17.52	17.52
NET WT / Shipping Wt. (lbs)	106.70 / 127.21	106.70 / 127.21
Liquid / Suction Size (inches)	1/4" X 1/2"	3/8" X 5/8"



Features

- Aluminum-alloy traditional fin-and-tube coil construction for maximum durability and corrosion resistance
- Efficient and quiet ECM blower motor
- Accepts traditional 24VAC thermostats for convenience and advanced control options
- Optional electric resistance heat kits (up to 15kW) provides auxiliary heat source for comfort during the worst conditions
- Beautiful and durable gloss enameled-steel construction with insulated construction provides less than 2% cabinet leakage
- Built-in return filter rack for 20"x 20"x 1" Filter
- Wired programmable control included

Auxiliary Heat Kits									
	Power of Electric Heater	1.5 ton / 18K	2 ton / 24K	Number of Circuits	Voltage	Circuit 1 MCA	Circuit 2 MCA	Circuit 1 Max. Fuse	Circuit 2 Max. Fuse
Optional Electric Heater	ECD3KW	YES	NO	1	208/230V	14A/16A	-	-	-
	ECD5KW	YES	YES	1	208/230V	23A/27A	-	25A/30A	-
	ECD8KW	YES	YES	1	208/230V	37A/42A	-	40A/45A	-
	ECD10KW	YES	YES	1	208/230V	46A/53A	-	50A/60A	-
	ECD15KW	NO	YES	2	208/230V	23A/27A	46A/53A	25A/30A	50A/60A



Wired programmable control



PLENUM SIZES	
SUPPLY AIR	18+24K= 12"D x 16"W
RETURN AIR	18+24K= 20"D x 16"W

VMH-V UltraV Series Single Zone Mini-Splits

Super efficient heat pumps are rated up to 28.1 SEER2 and operate down to -22°F. 100% capacity at 0°F. Inverter technology saves up to 40% in energy consumption.

New Models!



A- (outdoor)
B- (indoor)



Includes wireless remote

208/230-1-60

UP TO 28.1 SEER2

Outdoor Model	Specifications
A-VMH06SV-1	6,000 cool, 9,000 heat, 26.5 SEER2, 15.8 EER2, 13.6 HSPF2
A-VMH09SV-1	9,000 cool, 12,000 heat, 28.1 SEER2, 16.2 EER2, 11.5 HSPF2
A-VMH12SV-1	12,000 cool, 11,800 heat, 25.5 SEER2, 14 EER2, 10.4 HSPF2
A-VMH18SV-1	17,000 cool, 20,270 heat, 21.5 SEER2, 12.5 EER2, 11.3 HSPF2
A-VMH24SV-1	24,000 cool, 19,800 heat, 21.5 SEER2, 13 EER2, 11.4 HSPF2
A-VMH33SV-1	33,000 cool, 27,800 heat, 20 SEER2, 11.4 EER2, 10 HSPF2
Indoor Model	Specifications
B-VMH06SV-1	6,000 cool, 6,000 heat, 318 max. CFM
B-VMH09SV-1	9,000 cool, 9,000 heat, 336 max. CFM
B-VMH12SV-1	12,000 cool, 12,000 heat, 336 max. CFM
B-VMH18SV-1	18,000 cool, 18,000 heat, 524 max. CFM
B-VMH24SV-1	24,000 cool, 24,000 heat, 612 max. CFM
B-VMH33SV-1	33,000 cool, 36,000 heat, 640 max. CFM

VMH-SG Series Large Chassis Single-Zone Heat Pumps

UP TO 20 SEER2

Model	Specifications
VMH30SG-1	30,000 cool/19,000 heat BTU, 20 SEER2, 11.5 EER2, 9.2 HSPF2, 208/230V
VMH36SG-1	36,000 cool/22,000 heat BTU, 20 SEER2, 8.5 EER2, 8 HSPF2, 208/230V

Large capacity models are designed to condition spaces up to 1,550 square feet. Super efficient heat pump mini-splits with variable speed compressors save up to 40% in energy consumption over standard models.


Ambient Operating Temperature:

5° - 122°F Cooling

5° - 75°F Heating



Includes wireless remote



* Optional smartphone compatibility sold separately

MINI-SPLIT AIR DISPLAY RACK



Mini-Split Display Rack

Part #6077
28 1/4"W x 21-1/2"D & is 74" H

Part #6078
Comfort-Aire Header

Comfort-Aire®

ROOM AIR ACCESSORIES

Window Support Brackets

Easy-to-install brackets add a full measure of safety to window-mounted air conditioners. Manufactured from heavy gauge steel with a durable baked-on epoxy finish, the brackets have stainless steel hardware to resist weather damage. Unique bubble level helps ensure proper installation angle.

AS080—For room air conditioners up to 80 pounds
Box Dimensions (in.) - 4 x 12 x 2

AS160—For room air conditioners up to 160 pounds
Box Dimensions (in.) - 4 x 17 x 2



NTN-1—No screws or penetrations, simple, yet robust design
Box Dimensions (in.) - 23T x 2.25D x 3.25W



NTN-2—No screws or penetrations, easy “drop in” installation
Box Dimensions (in.) - 11T x 16D x 14W

*Both brackets install and remove
with no structural disturbance.*

Comfort-Aire®

RXTS Table/Pedestal Display



Part #8375
26"W x 22"D & is 62-1/2" H
(Display includes header)

Room Air Display Rack



Part #8374
30"W x 27"D & is 72" H
(Display rack includes header)

ROOM AIR PRODUCTS

RXTS Series Window Air Conditioner

Model	Nom. Cooling BTU	Remote	Power
RXTS-81A	8,000	Yes	115V
RXTS-101A	10,000	Yes	115V
RXTS-121A	12,000	Yes	115V

For windows 22" to 36" high and starting at 13-3/4" wide.
Includes sturdy window bracket.



FEATURES

- **The RXTS-Series** limits the opening necessary to have air conditioning – allowing more visibility and less potential access.
- **The RXTS-Series** also locks the sash in place once it is lowered into the air conditioner with an anti-theft mechanism.
- **A sturdy window bracket** (included) allows the window to open-and-close while the air conditioner stays secure – providing the ability to allow fresh air into your home anytime.

Air Conditioners 5,000 to 28,000 BTUH

All units come with a window mounting system. Galvanized steel, painted cabinets are lightweight and finished in attractive neutral color. All have electronic controls and wireless remote, timer and energy saver mode except RG-51 and RAD-283. Slide-out filter is washable.

Model	Nom. Cooling BTU	Remote	Power
RG-51Q	5,000	No	115V
RADS-51Q	5,000	Yes	115V
RADS-61R	6,000	Yes	115V
RADS-81R01	8,000	Yes	115V
RADS-101R01	10,000	Yes	115V
RADS-121R01	12,000	Yes	115V
RADS-151R01	15,000	Yes	115V
RADS-183S	17,700/18,000	Yes	208/230V
RADS-253S	24,700/25,000	Yes	208/230V
RAD-283R/S	28,000/28,000	Yes	208/230V

*S/R/R01-Series Only



Appearance may vary slightly from images shown.





For supplemental
electric heat only



Air Conditioning with Electric Heat

Features 3-speed fan, 24-hour on/off timer, auto restart, and energy saver mode. One degree temperature adjustment and four way air direction. Includes full feature remote control.

Model	Cooling BTUH	Heating BTUH	Power
REG-81R01	8,000	3,500	115V
REG-123R01	11,600/12,000	8,500/11,000	208/230V
REG-183R01	18,200/18,500	13,000/16,000	208/230V
REG-243R01	24,700/25,000	13,000/16,000	208/230V

Room Air Heat Pumps

Perfect for any room needing heating and cooling. Units change over to supplemental electric heat automatically at 40°F outside temperature. Features electronic controls and wireless remote.

Model	Cooling BTUH	HP Heat BTUH	Air Delivery
RAH-123R	11,200/11,600	9,900/10,200	265 CFM
RAH-183R	17,000/17,300	14,000/14,300	541 CFM



208/230V-1-60

For supplemental heat.
Includes window mounting kit
and support brackets.



EA448F Wall Sleeve

For BG and BGE Series

Sleeve is manufactured of G-90 steel and powder coated for durability and corrosion resistance; color matches unit color. The sleeve utilizes the aluminum back grille of the BG/BGE units, and front gaskets eliminate air.



EA448F—Wall Sleeve (inches) 15¹/₄" H x 25¹/₂" W x 17¹/₂" D

Thru-the-Wall Series

Sized to fit standard wall sleeve, includes interior trim kit. Four way air deflection and multiple fan speeds for comfort, plus 24-hour on-off timer and energy saver mode. Also auto operation and sleep modes. All models feature electronic controls and wireless remote.

Model	Cooling BTUH	Heating BTUH	Power
BG-81R01	8,000	—	115V
BG-101R01	10,000	—	115V
BG-103R01	9,800/10,000	—	208/230V
BG-121R01	12,000	—	115V
BG-123R01	11,700/12,000	—	208/230V
BG-143R01	13,600/14,000	—	208/230V
BGE-103R01	9,800/10,000	8,600/10,600	208/230V
BGE-123R01	11,700/12,000	8,600/10,600	208/230V
BGE-143R01	13,600/14,000	8,600/10,600	208/230V



Casement/Slider Air Conditioner

Model	Cooling BTUH	Air Delivery	Power
CD-81R01	8,000	264 CFM	115V
CD-101R01	10,000	323 CFM	115V

For windows 20-5/16" to 39-7/16" high and starting at 15-1/2" wide. Includes adjustable window mounting kit.

Solves the problem of mounting a window A/C unit in a horizontal sliding or casement window. Features three fan speeds, easy-access filter, adjustable air deflection, and wireless remote. With energy saver mode, 24-hour on/off timer.



Portable A/C

Ideal for any room where temporary cooling is needed (and heat with PSH-141D). Heavy duty casters and built-in handles make it easy to move unit. Built-in condensate management, electronic controls, 24 hour timer, and auto louver swing for gentle, breeze-like effect. Includes sliding adapters for windows.

115V-1-60

Model	Cooling BTUH	Design Type	EER
PS-81G	8,000	Single Hose	8.9
PS-101G	10,000	Single Hose	9.0
PS-121D	12,000	Single Hose	8.9
Model	Cooling BTUH	Design Type	Heat BTUH
PSH-141D	13,500	Single Hose	11,000

PSH Model EER: 8.9, COP 2.6 Hose on all models is 60" long.



PSH cooling and heating model



PS models

Easy to use with top mounted controls. Unit automatically shuts off when bucket is full. BHDP models have built-in pump for fast direct draining. Features auto defrost and auto restart. Slide-out filter is easily removed for washing and reusing. Low temperature operation to 41°F.

115V-1-60



22, 35, 50 pint models



60 Pint

Portable Dehumidifiers

Model	Capacity per Day	DOE* Rating	Bucket Capacity	Shipping Weight
BHD-22B	22 pints	22 pints	6.34 pints	35.5 lbs.
BHD-35B	35 pints	35 pints	12.68 pints	41.6 lbs.
BHD-50B	50 pints	50 pints	12.68 pints	45.2 lbs.
BHDP-50B	50 pints	50 pints	12.68 pints	45.9 lbs.
BHDP-60B	60 pints	60 pints	21.13 pints	62.6 lbs.

Condensate bucket is accessed from the front, has handy handholds on each side and an interior handle; unit can be adapted to direct drain. BHDP units with built-in pump can be used for direct drain or bucket can be used to collect condensate.

**DOE Standard for dehumidifiers: DOE recently released a new rating standard to show performance in colder environments, such as basements. At these reduced temperatures, it is harder to remove moisture from the air, resulting in lower performance. It is because of this we provide the standard rating and reduced DOE rating to better inform you of expected performance.

Portable Cube Dehumidifiers

Historically, home dehumidifiers have been ungainly, top-heavy machines. Conspicuous and with limited aesthetic appeal, dehumidifiers were nothing to get excited about. Until now.

Model	Capacity per Day	DOE* Rating	Bucket Capacity	Shipping Weight
BCD-20A	20 pints	22 pints	25 pints	36.2 lbs.
BCD-35A	35 pints	35 pints	33.8 pints	44.2 lbs.
BCD-50A	50 pints	50 pints	33.8 pints	45.2 lbs.
BCDP-50A	50 pints	50 pints	33.8 pints	45.7 lbs.

FEATURES

- 115V
- 24 hour timer
- Auto restart
- Electronic controls
- Low temperature operation
- Automatic Water Level Shut-Off
- Pump Lift (BCDP-50A)
- Casters for easy portability



26" Package Terminal Units

Model	Cooling BTUH	Elec. Heat kW	Heating BTUH	EER	Amps	Ship Wt.
PTTC09B-1	9,100/9,300	N/A	N/A	9.8/9.8	15A	84
PTTC12B-1	11,800/12,000	N/A	N/A	9.8/9.8	15A	92
PTTH09B-1	9,100/9,300	2.9/3.5	8,600/8,800	9.7/9.7	20A	96
PTTC09C-1	9,200/9,400	2.9/3.6	N/A	10.2/10.0	15A	79.4
PTTC12C-1	12,200/12,600	2.9/3.6	N/A	9.8/9.8	15A	88.2
PTTE09C-1	9,200/9,400	2.9/3.6	N/A	10.2/10.0	20A	80.5
PTTE12C-1	12,200/12,600	2.9/3.6	N/A	9.8/9.8	20A	89.3
PTTH09C-1	9,100/9,300	2.9/3.6	8,400/8,600	9.8/9.8	20A	88.2
PTTH12C-1	11,800/12,000	2.9/3.6	10,800/11,100	9.5/9.5	20A	93.7

Available in cooling only, electric heat and heat pump models.

For installation flexibility, the unit is designed to be controlled either by a full function on-board control panel or by a wireless remote control.



B = R410A Refrigerant
C = R32 Refrigerant

208/230-1-6

9,000 to 12,000 BTUH

Our 26" PTAC air conditioners and heat pumps provide year-round comfort – room by room – for hotels, motels, apartments, office buildings, schools, nursing homes and more. Designed for quick installation in most 16" x 26" wall sleeves, they're great for new construction as well as replacements, especially where a standard 42" PTAC may be too large.

Combining attractive appearance with state-of-the-art technology, these units minimize energy usage while ensuring guest comfort. Available in cooling only, electric heat and heat pump versions.




Features

Energy-Efficient—High energy efficiency ratios (EERs) save on utility costs; owner-programmed setback allowed for periods of inactivity and in-room temperature limitations.

Quiet Operation—Indoor sound reduction is achieved through the unit's two permanently lubricated fan motors; compressor has rubber grommet mounting.

Fresh Air Control Plate—Allows outdoor air into room through filtered vent, 23 CFM.

Easy to Service—The one-piece filter design provides enhanced air filtration. Conveniently located on the front of the unit, filters can be easily removed for cleaning.



LED display and touchpad buttons are simple to understand and easy to use.

42" Package Terminal Units

Cooling Models	Nom. Cooling BTUH	Heat Pumps	Nom. Cooling BTUH	Heating Capacity BTUH
PTAC07H130A	7,200/7,300	PTHP07H130A	7,100/7,200	6,000/6,200
PTAC09H130A	9,000/9,200	PTHP09H130A	9,200/9,300	7,900/8,100
PTAC12H130A*	11,800/12,000	PTHP12H130A*	11,800/12,000	10,500/10,800
PTAC12H150A*	11,800/12,000	PTHP12H150A*	11,800/12,000	10,500/10,800
PTAC15H130A*	14,500/14,700	PTHP15H130A*	14,500/14,700	13,200/13,500
PTAC15H150A*	14,500/14,700	PTHP15H150A*	14,500/14,700	13,200/13,500

Digital controls and temperature limiting for guest comfort and efficiency. All models include electric heat as standard. With built-in condensate management system and freeze protection.



208/230V-1-60

Electric heat standard: 7,000 BTUH models have 2kW electric heat and 9,000 BTUH models have 3kW electric heat; 12,000 & 15,000 BTUH models come with 3kW or 5kW heat.

*Available in Seacoast

12,000 and 15,000 BTUH models now available with corrosion resistant seacoast coating on components. To order, add "SC" to part number.



GEOTHERMAL/WATER SOURCE EQUIPMENT

GeoLogix™ HZ Series with Two-Way Communicating Controls

Model	Capacity Modulation	Specs for Groundwater Installation	EER/COP
HZV/HZD/ HZH024	Full Part	BTUH: 28,500 cooling/25,800 heating BTUH: 22,000 cooling/19,000 heating	26.4/5.3 34.1/5.8
HZV/HZD/ HZH036	Full Part	BTUH: 42,100 cooling/37,900 heating BTUH: 30,700 cooling/27,300 heating	26.1/5.2 34.4/5.5
HZV/HZD/ HZH048	Full Part	BTUH: 55,000 cooling/46,800 heating BTUH: 41,800 cooling/34,800 heating	25.3/4.6 32.9/5.0
HZV/HZD/ HZH060	Full Part	BTUH: 71,500 cooling/63,200 heating BTUH: 53,100 cooling/44,000 heating	24.4/4.8 32.4/5.0
HZV/HZD/ HZH070	Full Part	BTUH: 77,700 cooling/71,400 heating BTUH: 60,800 cooling/53,200 heating	22.5/4.4 28.6/4.5

DMX2 digital controller uses information from sensors to customize the operation for optimal efficiency. Operational data is displayed in plain English on communicating thermostat or optional diagnostic tool. HZ models work for open loop, closed loop residential applications. Features two stage compressor, variable speed flow technology, ECM blower motor.



HZV upflow—shown right; also HZD downflow and HZH horizontal available.

BTUH Ratings: Cooling at 59°F entering water temp; heating at 50°F entering water temperature.

208/230-1-60
2 to 6 Tons

GeoLogix™ Plus Two Stage Geothermal Heat Pump (Split)

Model	Capacity Modulation	Specs for Groundwater Installation	EER/COP
HZS024	Full Part	BTUH: 25,600 cooling/24,000 heating BTUH: 20,400 cooling/18,700 heating	22.4/4.5 27.8/4.8
HZS036	Full Part	BTUH: 40,500 cooling/32,700 heating BTUH: 28,800 cooling/23,700 heating	23.4/4.5 29.7/4.8
HZS048	Full Part	BTUH: 52,800 cooling/45,900 heating BTUH: 40,700 cooling/34,300 heating	23.0/4.2 29.4/4.6
HZS060	Full Part	BTUH: 62,400 cooling/56,600 heating BTUH: 48,100 cooling/41,700 heating	20.3/4.0 26.0/4.3

Exceptional efficiency with full/part load shifting and two-stage scroll compressor. Features micro-processor controls, quiet operation and performance monitoring system.

Cabinets can be stacked for multi-unit installations.



BTUH Ratings: Cooling at 59°F entering water temperature; heating at 50°F entering water temperature. Ratings above with WDG air handler matches; ratings vary with MWG coils.

208/230-1-60
2 to 5 Tons



Match with MWG multi-position coils or WDG air handlers.

Comfort-Cire®

Model	Capacity Modulation	Specs for Groundwater Installation	EER/COP
HEV/HEH 024	Full Part	BTUH: 26,500 cooling/23,000 heating BTUH: 20,300 cooling/16,700 heating	21.7/4.1 27.2/4.4
HEV/HEH 030	Full Part	BTUH: 32,300 cooling/30,000 heating BTUH: 24,900 cooling/22,000 heating	20.7/4.2 24.8/4.3
HEV/HEH 036	Full Part	BTUH: 38,200 cooling/35,100 heating BTUH: 29,000 cooling/24,900 heating	22.3/4.3 29.4/4.6
HEV/HEH 042	Full Part	BTUH: 46,300 cooling/42,300 heating BTUH: 35,200 cooling/30,500 heating	21.3/4.1 26.4/4.3
HEV/HEH 048	Full Part	BTUH: 51,800 cooling/45,000 heating BTUH: 39,200 cooling/32,600 heating	20.9/4.4 26.8/4.6
HEV/HEH 060	Full Part	BTUH: 68,000 cooling/55,400 heating BTUH: 50,400 cooling/39,800 heating	22.7/4.3 28.9/4.5

BTUH Ratings: Cooling at 59°F entering water temperature; heating at 50°F entering water temperature.

GeoLogix™ HEV Series Heat Pump

Efficient, compact two stage heat pump with ECM blower motor, integrated digital communication controls, and scroll compressor. Large filter improves indoor air quality.

Available in vertical or horizontal cabinet.

208/230-1-60



BTUH Ratings: cooling at 59°F entering water temperature; heating at 50°F entering water temperature.

Electric heater kits available in 240V/208V, 2.9 to 14.4kW. Heater mounts internally in units; control board activates elements via internally wired low voltage harness.

WDG Series Air Handlers for Geo Split Systems

Model	Cabinet Size (in.)	AHRI Match Split HP	Capacity Modulation	Groundwater BTUH Cooling /EER	Heating/COP
WDG24VSA	18 1/2 x 44	HZS024	Full	27,800/24.9	24,100/4.60
WDG24VSB	22 1/2 x 55	HZS024	Part	21,700/31.3	18,000/5.00
WDG36VSB	22 1/2 x 55	HZS036	Full	41,900/25.0	34,300/4.70
WDG36VSC	25 1/2 x 59	HZS036	Part	30,100/32.3	24,800/5.00
WDG48VSB	22 1/2 x 55	HZS048	Full	52,700/23.7	46,600/4.60
WDG48VSC	25 1/2 x 59	HZS048	Part	40,000/29.4	34,600/5.00
WDG60VSC	25 1/2 x 59	HZS060	Full	63,000/21.9	57,900/4.20
			Part	47,600/27.1	43,000/4.60

Can be installed for vertical upflow or downflow, and horizontal left or right airflow without switching any components. ECM blower motor delivers quiet operation with maximum efficiency. Fully insulated cabinet with factory installed A-coil; R-410A TXV and all aluminum evaporator coil.

MWG Series Coils for Geo Split Systems

Model	Approx. Air Flow CFM	Coil Dimensions (in.)		
		Width	Depth	Height
MWG24TC-B	600/800	21 1/2	17 1/2	20
MWG36TC-B	825/1175	21	17 1/2	20
MWG36TD-B	825/1175	24 1/2	30 1/4	32
MWG48TD-A	1000/1600	24 1/2	30 1/4	32

Coils fit a variety of furnace models with widths of 17 1/2", 21", and 24 1/2".



MWG-A



MWG-B

Cased coils are ideal for dual fuel add-on applications. Fully insulated cabinets come with dual right and left hand condensate drain connections. Fully insulated cabinet includes corrosion-proof drain pan, and all aluminum evaporator coil. Equipped with TXV. AHRI certified when matched with HZS split units.



Cased coils are ideal for dual fuel add-on applications. Fully insulated cabinets come with dual right and left hand condensate drain connections. Fully insulated cabinet includes corrosion-proof drain pan, and all aluminum evaporator coil. Equipped with TXV. AHRI certified when matched with HZS split units.

TAC Series Coils for Geo Split Systems

Model	Approx. Air Flow CFM	Coil Dimensions (in.)		
		Width	Depth	Height
TAC026BM17	600/800	17 ¹ / ₂	17 ⁷ / ₈	20
TAC026BM21	600/800	21 ¹ / ₂	17 ¹ / ₂	20
TAC038BM21	825/1175	21	17 ¹ / ₂	20
TAC038BM24	825/1175	24 ¹ / ₂	30 ¹ / ₄	32
TAC049BM21	1000/1600	21	25 ⁷ / ₈	28
TAC049BM24	1000/1600	24 ¹ / ₂	30 ¹ / ₄	32
TAC064BM24	1050/1700	24 ¹ / ₂	30 ¹ / ₄	32

Coils fit a variety of furnace models with widths of 17¹/₂", 21", and 24¹/₂".

Water-to-Water Geothermal Systems

Model	Ground Water Installation (Open Loop)	EER/COP
HNW036A	BTUH: 36,200 cooling/35,300 heating	23.1/4.0
HNW060A	BTUH: 56,600 cooling/60,300 heating	20.3/4.0
HNW120A	BTUH: 113,200 cooling/120,600 heating	20.1/3.9
Model	Ground Loop Installation (Closed Loop)	EER/COP
HEW036A	BTUH: 30,400 cooling/26,900 heating	16.5/3.1
HEW060A	BTUH: 56,700 cooling/47,100 heating	17.3/3.1
HEW120A	BTUH: 113,400 cooling/94,200 heating	17.3/3.1
Model	208/230V-3-60 (Open or Closed Loop)	EER/COP
HWW036A	BTUH: 32,300 cooling/43,100 heating	14.6/4.9
HWW060B	BTUH: 52,800 cooling/72,700 heating	14.3/4.7
HWW120B	BTUH: 105,600 cooling/145,400 heating	14.1/4.6

BTUH Ratings: Cooling at 86°F entering water temperature; heating at 68°F entering water temperature.



For a wide range of residential and industrial applications including radiant floors, ice melting, potable hot water, etc. Units are available for ground water, ground loop and water loop applications. Features include microprocessor controls, scroll compressor, performance monitoring system, and insulated refrigerant circuit. Models available with or without hot water generator.

Comfort-Cure®

Compact units are both energy and space efficient. Ideal for replacements. For boiler/cooling tower applications; multiple units are connected by a water loop with independent control of each zone. Each unit can be operated year-round in heating or cooling mode. Features performance monitoring system and quiet operation.

Horizontal units come with factory-installed hanger brackets and field-convertible discharge. Some models with water side economizers.



All units available in right or left return.

Commercial Water-Source Heat Pumps

Model	Specs for Water Loop Installation	EER/COP
HBH/HBV006	BTUH: 5,800 cooling/7,500 heating	13.2/4.7
HBH/HBV009	BTUH: 8,800 cooling/11,600 heating	13.4/4.3
HBH/HBV012	BTUH: 11,700 cooling/15,200 heating	12.5/4.3
HBH/HBV015	BTUH: 14,500 cooling/17,300 heating	14.5/5.0
HBH/HBV018	BTUH: 17,300 cooling/21,500 heating	14.0/5.0
HBH/HBV024	BTUH: 23,700 cooling/28,500 heating	13.0/4.6
HBH/HBV030	BTUH: 28,100 cooling/35,100 heating	13.0/4.7
HBH/HBV036	BTUH: 34,500 cooling/45,200 heating	13.2/4.4
HBH/HBV042	BTUH: 40,100 cooling/52,700 heating	13.2/4.3
HBH/HBV048	BTUH: 47,700 cooling/55,900 heating	13.3/4.7
HBH/HBV060	BTUH: 59,400 cooling/77,000 heating	13.0/4.3

Water Loop installation: Cooling at 86°F entering water temperature, heating at 68°F entering water temperature.

208/230V-1, 208/230V-3, 460V, 575V, 265V offered, but all voltages are not available in all models.

Most models 015-060 available with ECM

Large Capacity Commercial Water-Source Heat Pumps



6 to 25 Tons

Ideal for large spaces such as gyms, cafeterias, commons areas. Units feature microprocessor controls, performance monitoring system and dual refrigerant circuits. Available in front or back return, and a variety of discharge locations and voltages. Cabinets are fully insulated and scroll compressors have special double isolation mounting system for quiet operation. **HB Large** capacity models available in horizontal and vertical configurations.

Horizontal Models	Specs for Water Loop Installation	EER/COP
HBH072A	BTUH: 69,000 cooling/92,500 heating	13.3/5.0
HBH096A	BTUH: 95,000 cooling/123,000 heating	13.7/5.0
HBH120A	BTUH: 119,000 cooling/160,000 heating	13.3/4.6
Vertical Models		
HBV072A	BTUH: 69,000 cooling/92,500 heating	13.3/5.0
HBV096A	BTUH: 95,000 cooling/123,000 heating	13.7/5.0
HBV120A	BTUH: 119,000 cooling/160,000 heating	13.3/4.6
HBV160A	BTUH: 157,000 cooling/207,000 heating	14.2/4.9
HBV192A	BTUH: 191,500 cooling/243,000 heating	14.3/5.1
HBV240A	BTUH: 233,000 cooling/318,000 heating	13.9/5.0
HBV300A	BTUH: 300,000 cooling/395,000 heating	13.5/4.8

Specifications for HKV and HBH Large Capacity: Water Loop installation: Cooling at 86°F entering water temperature, heating at 68°F entering water temperature.

208/230V-3-60, 460V-3-60, 575V-3-60 available

Large Capacity Commercial Water-Source Heat Pumps

Model	Specs for Water Loop Installation	EER/COP
HKV084A	BTUH: 82,000 cooling/101,000 heating	15.2/4.8
HKV096A	BTUH: 94,000 cooling/118,000 heating	15.0/4.7
HKV120A	BTUH: 118,000 cooling/144,000 heating	15.0/5.0
HKV150A	BTUH: 150,000 cooling/186,000 heating	14.0/4.7
HKV168A	BTUH: 166,000 cooling/204,000 heating	15.5/4.9
HKV192A	BTUH: 190,000 cooling/238,360 heating	15.3/4.8
HKV240A	BTUH: 238,500 cooling/291,000 heating	15.3/5.1
HKV300A	BTUH: 300,000 cooling/372,000 heating	14.0/4.7

Specifications for HKV Large Capacity–Water Loop installation: Cooling at 86°F entering water temperature, heating at 68°F entering water temperature.

208/230V-3-60, 460V-3-60, 575V-3-60 available.

Ideal for large spaces such as gyms, cafeterias, commons areas. Units feature microprocessor controls, performance monitoring system and dual refrigerant circuits (-168 through -300 models). Multiple access panels simplify installation. Cabinets are fully insulated and compressors have special double isolation mounting system for quiet operation.



HRC Series Water-Source Console

A ductless solution where space is limited or structural integrity is required. Compact console is efficient and reliable, with microprocessor controls, performance monitoring system, and polyester powder coat finish on galvanized steel cabinet. With extended operating range, units are capable of ground loop as well as water loop (boiler-tower) installations. Installation options include right- or left-hand piping, front or bottom return air.

Model	Specs for Water Loop Installation	EER/COP
HRC09A	BTUH: 8,600 cooling/11,400 heating	13.3/4.6
HRC12A	BTUH: 11,300 cooling/14,100 heating	12.8/4.5
HRC15C	BTUH: 13,700 cooling/17,500 heating	12.8/5.1
HRC18C	BTUH: 15,600 cooling/20,100 heating	12.2/4.5

Specifications for HRC Console:
Water Loop installation: Cooling at 86°F WB entering air temperature, heating at 59°F entering air temperature.

Available voltages: 208/230-1-60, 115-1-60, 265-1-60.



Real-Time Ratings Generator

This new website will allow instant access to the newest AHRI ratings, AHRI Certificate Numbers, Tax Certifications Statements (where applicable).

www.marsdeliversratings.com



Commercial WSHP Hanging Display



Lifesize ultra-realistic lightweight foam-board model

Part #HBHD

34"L x 19"W x 11"T

*(Display includes 24 x 15 foam sign
with velcro & ceiling hanger hardware)*

NEW

Comfort-Aire®



Comfort-Aire® has been delivering confidence for over three-quarters of a century.


There's the confidence that comes from dealing with a company that's been around for generations. Founded in 1933, we can actually trace our beginnings to the Wingert Furnace Company which began building coal, gas and oil furnaces in 1907. Headquartered in Jackson, Michigan, since 1955, our facility, our staff and our product offerings have grown over the years to meet changes in the HVAC industry, including emerging technologies and regulatory requirements.

You can be confident about finding the heating and cooling products you need at Comfort-Aire®. Our line runs the gamut from 5,000 BTUH room air conditioners to 25 ton commercial units. We're your source for a wide range of equipment that meets a variety of applications...plus most needed accessories and service parts.

You can be confident that we'll make it easy for you to do business with us. We don't require minimum order quantities, and we ship freight pre-paid on orders of \$10,000 or more. Twice a year we offer stocking programs with great discounts and dating terms. We also deliver confidence with in-season availability. That means if, in the heat of summer, you run out of condensers or mini-splits or whatever, there's a good chance we'll have what you need in our warehouse and, in many instances, we'll be able to ship next day. All of which makes it easy for you to control your inventory while meeting your customers' needs.

Perhaps most important, you can be confident that we'll stand behind our products with outstanding warranties and after-sale support. Experienced technicians can help diagnose and solve installation and service issues over the phone, and they're backed up by knowledgeable sales representatives throughout the country. Our web site is another resource with owners' manuals, technical documentation, warranty claim submittal available at any time.

The entire Comfort-Aire® team is dedicated to delivering confidence by exceeding the expectations of our distributors, our dealers and the consumers who buy our products.



"This product complies with all California product labeling laws including, but not limited to, the Safe Drinking Water and Toxic Enforcement Act of 1986, more commonly known as Proposition 65."

Due to ongoing product improvements, specifications and dimensions are subject to change and correction without notice or incurring obligations. Determining the application and suitability for use of any product is the responsibility of the installer. Additionally, the installer is responsible for verifying dimensional data on the actual product prior to beginning any installation preparations.

Third party incentive and rebate programs have precise requirements as to product performance and certification. All products meet applicable regulations in effect on date of manufacture; however, certifications are not necessarily granted for the life of a product. Therefore, it is the responsibility of the applicant to determine whether a specific model qualifies for these incentive/rebate programs.