DUCTLESS MINI-SPLIT SYSTEMS

Product Catalog

CHOOSE RELIABILITY AND EFFICIENCY.

DUCTLESS MINI-SPLITS.

The comfort solution.

SVH-SB Series • up to 16.8 SEER

Single-Zone Heat Pump

DVH-SG Series • up to 19 SEER

Single-Zone Heat Pump

DVH-SH Series • up to 21.5 SEER

Single-Zone Heat Pump

VMH-SD Series • up to 19.8 SEER

Single-Zone Heat Pump

VMH-SG Series • up to 20 SEER



Single-Zone Heat Pump

VFH - Series • up to 22 SEER

Multi-Zone Heat Pump

VMH-SU Series • up to 25 SEER

Single and Multi-Zone Heat Pump
Hyper-Heat Performance

VMH-SV Series • up to 28 SEER



Single and Multi-Zone Heat Pump
Hyper-Heat Performance

SVH-B Series

AN ARTFUL COMBINATION OF ECONOMY AND PERFORMANCE:

The SVH-Series showcases energy efficiency in a streamlined, modern, whisper-quiet design

FEATURES

Super Efficient
- Rated as high as 16.8 SEER and 10.0 EER

Whisper Quiet
- High tech fan in the indoor unit delivers balanced air flow

Temperature Compensation
- Indoor unit adjusts automatically as needed to eliminate stratification between ceiling and floor temps

Auto Swing
- Continually adjusts air flow direction for a gentle, breeze-like effect

Multiple Modes
- Cooling, dehumidification only, air circulation and heat plus:
  - Sleep mode
  - 24-hour timer
  - Turbo mode

Auto Operation
- Automatically adjusts to maintain a constant temperature/ humidity level

Smartphone Compatible
- Optional 7800-208 Smartphone Control Kit available separately

Superior Filtration
- Nano silver air filter releases silver ions that eliminate bacteria in the air while gold fin evaporator coating prevents the breeding and spreading of bacteria

Auto Restart
- Reverts to the last setting following a power failure

Auto Defrost
- Standard on all models, along with crankcase heater and pan heater for true cold-weather performance

Ambient Operating Temperature
- Cooling 5° to 122°F, heating 5° to 86°F

Century

SINGLE ZONE HEAT PUMP

208-230V
9,000 to 24,000 BTUH

Inverter

Indoor Unit

Outdoor Unit

AHRI CERTIFIED

AHRI CERTIFIED

Energy Verified
Rendement
Énergétique Vérifié

Warranty—5 years on compressor, 5 years on parts
(Some limitations apply; see printed warranty for details.)

www.marsdelivers.com

SVH-B Series

FEATURES	Heat Pump Models					
	SVH09SB-0	SVH09SB-1	SVH12SB-0	SVH12SB-1	SVH18SB-1	SVH24SB-1
Power Supply	115V	208/230V	115V	208/230V	208/230V	208/230V
Cooling Capacity (BTUH)	9,000	9,000	12,000	12,000	17,000	24,000
SEER/ EER	16.5/10.1	16.5/8.8	16.5/8.8	16.8/8.8	16.8/9.9	16.5/8.9
HSPF	9.8	9.4	9.4	9.4	9.7	9.5
Cooling Amps	7.5	4.45	11.89	5.92	7.6	12.3
Dehumidification (Pts/Hr.)	2.11	2.11	2.54	2.54	3.8	5.49
Heating Capacity (BTUH)	9800	9000	12000	12000	18000	24000
Heating Amps	8.9	3.95	10.54	5.27	7.5	11.3
INDOOR UNIT						
Air flow (CFM)	265/212/159	318/241/176	318/241/176	318/241/176	424/341/200	565/447/341
Fan Speeds (Cool/Heat/Fan)	3/3/3	3/3/3	3/3/3	3/3/3	3/3/3	3/3/3
Sound Level (dBa) H-M-L	39.5/33.5/26	41/34.5/27.5	41/34.5/27.5	41.5/34.5/25.5	43.5/38/30	46/40/33.5
AIR DIRECTION						
Vertical Adjustment	Remote	Remote	Remote	Remote	Remote	Remote
Horizontal (left/right)	Manual	Manual	Manual	Manual	Manual	Manual
Auto Swing Up and Down	Standard	Standard	Standard	Standard	Standard	Standard
INDICATOR LAMPS						
Defrost	Standard	Standard	Standard	Standard	Standard	Standard
Temperature Setting	Remote Temperature Set Range: 62°F to 86°F					
INDOOR UNIT DIMENSIONS						
Width (inches)	28 1/8	31 5/8	31 5/8	31 5/8	37 5/8	40 7/8
Height (inches)	11 1/4	11 1/4	11 1/4	11 1/4	11 7/8	12 3/4
Depth (inches)	7 5/8	7 5/8	7 5/8	7 5/8	8 3/8	8 5/8
Net Wt/Shipping Wt (lbs.)	15.9/20.5	15.9/20.5	17.2/22	17.2/22	22.9/29.5	29.3/36.6
OUTDOOR UNIT DIMENSIONS						
Width (inches)	28 3/8	28 3/8	28 3/8	28 3/8	30 1/8	35
Height (inches)	19 1/2	19 1/2	19 1/2	19 1/2	21-7/8	26 1/2
Depth (inches)	10 5/8	10 5/8	10 5/8	10 5/8	11 7/8	13 1/2
Net Wt/Shipping Wt (lbs.)	54.67/58.42	52.91/56.44	55.12/58.86	52.91/56.44	64.2/69.7	97.89/104.5
ELECTRICAL DATA OUTDOOR UNIT*						
Main Power Connection	Outdoor Unit	Outdoor Unit	Outdoor Unit	Outdoor Unit	Outdoor Unit	Outdoor Unit
Min. Circuit Ampacity	15	15	15	12	15	18
Max. Fuse/HACR	20	20	20	15	20	25
Circuit Breaker	20	20	20	15	20	25
Recommended Indoor/Outdoor Connecting Cable*	14 AWG / 4 conductor THHN Unsheilded Stranded / Rated 600V					
LINE SETS O.D. (inch)						
Liquid Connection (flare) (inch)	1/4	1/4	1/4	1/4	1/4	3/8
Suction Connection (flare) (inch)	3/8	3/8	3/8	3/8	1/2	5/8
Maximum Line Set Length[1]	82	82	82	82	98	98
Maximum Elevation (outdoor)[2]	33	33	33	33	66	66

**Always follow local, state and national electrical codes. [1] Min. 10 ft. line set recommended.*

[2] Oil traps should be installed every 16.5 to 23 feet (5-7m) when the outdoor unit is installed above the indoor unit.

Design, specifications and performance data subject to change without notice.

"This product complies with all California product labeling laws including, but not limited to, the Safe Drinking Water and Toxic Enforcement Act of 1986, more commonly known as Proposition 65."





DV-SH Series

Our "DV" Series, rated up to 21.5 SEER, offers economical zone control because only the room or area being used is conditioned and inverter technology matches the compressor speed to the room's changing temperature requirements.

A wireless remote makes it easy to select both temperature and mode, and a handy holder comes with the remote. With the "Follow" feature activated, the remote detects the temperature at its location and the unit adjusts operation to reach the set point wherever the remote is located in the room.

The indoor air handler features a sleek design that extends just $7^3/_8$" to $8^7/_8$" into the room, depending on the model. And the air handler has a self-cleaning evaporator coil with gold fin anti-corrosive coating which prevents bacteria from breeding and spreading.

Not only is the air handler visually unobtrusive, it's also so quiet you'll forget it's even there. Fan speed and mode can be selected so the air flow provides the comfort needed without being disruptive. All models feature three fan speeds.

Built with quality components, the system includes a three minute delay at start-up to protect the compressor from short cycling and, for heat pump models, to prevent cold air blow.

Ambient operating temperature: Cooling 5° to 122° F, Heating 5° to 86° F.

FEATURES

- ***Super Efficient***—*Rated as high as 21.5 SEER and 12.5 EER*
- ***Whisper Quiet***—High tech fan in the indoor unit delivers balanced air flow
- ***Temperature Compensation***—Indoor unit adjusts automatically as needed to eliminate stratification between ceiling and floor temps
- ***Auto Swing***—Continually adjusts air flow direction for a gentle, breeze-like effect
- ***Multiple Modes***—Cooling, dehumidification only, air circulation (heating in heat pump models) plus:
  - Sleep mode • 24-hour timer • Turbo mode
- ***Auto Operation***—Automatically adjusts to maintain a constant temperature humidity level
- ***Smartphone Compatible***—Optional 7800-208 Smartphone Control Kit available separately
- ***Superior Filtration***—Nano silver air filter releases silver ions that eliminate bacteria in the air while gold fin evaporator coating prevents the breeding and spreading of bacteria
- ***Auto Restart***—Reverts to the last setting following a power failure
- ***Auto Defrost***—Standard on all models, along with crankcase heater and pan heater for true cold-weather performance

SINGLE ZONE HEAT PUMPS

Six models to choose from 9,000 to 24,000 BTUH

Indoor Unit

Outdoor Unit

Includes a fully featured wireless remote

Energy Verified
Rendement
Énergétique Vérifié

Warranty—6 years on compressor, 5 years on parts
(Some limitations apply; see printed warranty for details.)

www.century-hvac.com

Single Zone Heat Pump Models With Inverter Technology

DV-SH SERIES

FEATURES	Heat Pump Models					
	DVH09SH-0	DVH12SH-0	DVH09SH-1	DVH12SH-1	DVH18SH-1	DVH24SH-1
Power Supply	115-1-60	115-1-60	208/230	208/230	208/230	208/230
Cooling Capacity (BTUH)	9,000	12,000	9,000	12,000	18,000	24,000
SEER/ EER	20.5/12.5	20.0/10.3	21.5/12.6	20.5/10.8	19.0/10.5	18.0/9.0
HSPF	10.0	10.5	10.0	10.0	10.0	9.8
Cooling Amps	6.26	10.6	3.15	4.86	7.5	11.6
Dehumidification (Pts/Hr.)	2.1	2.5	2.1	2.5	3.8	5.5
Heating Capacity (BTUH)	10,000	12,000	9,000	12,000	18,800	24,000
Heating Amps	8.7	10.3	4.13	5.05	7.4	10.08
INDOOR UNIT						
Air flow (CFM)	247/182/129	309/206/176	259/193/136	317/207/144	388/259/218	588/450/353
Fan Speeds (Cool/Heat/Fan)	3/3/3	3/3/3	3/3/3	3/3/3	3/3/3	3/3/3
Sound Level (dBa) H-M-L	37/31/22	42/31/26	41/31/24	37/30/23	44/35/30	46/40/35
AIR DIRECTION						
Vertical Adjustment	Remote	Remote	Remote	Remote	Remote	Remote
Horizontal (left/right)	Manual	Manual	Manual	Manual	Manual	Manual
Auto Swing Up and Down	Standard	Standard	Standard	Standard	Standard	Standard
INDOOR UNIT DIMENSIONS						
Width (inches)	28-3/8	31-1/2	28-3/8	31-1/2	38	42-1/2
Height (inches)	11-3/8	11-3/4	11-3/8	11-3/4	12-1/2	13-1/4
Depth (inches)	7-3/8	7-1/2	7-3/8	7-1/2	8-1/2	8-7/8
Net Wt/Shipping Wt (lbs.)	17.2/22.7	19/24.9	17/22.7	19/24.9	24/32.2	30.2/39.7
OUTDOOR UNIT DIMENSIONS						
Width (inches)	30-5/16	31-1/2	30-5/16	31-1/2	31-1/2	33-1/4
Height (inches)	21-7/8	21-13/16	21-7/8	21-13/16	21-13/16	27-5/8
Depth (inches)	11 13/16	13-1/8	11-13/16	13-1/8	13-1/8	14-5/16
Net Wt/Shipping Wt (lbs.)	66.8/71.9	70.3/76.3	66.8/71.9	67/72.8	79.8/85.8	105.2/112.2
ELECTRICAL DATA OUTDOOR UNIT*						
Main Power Connection	Outdoor Unit	Outdoor Unit	Outdoor Unit	Outdoor Unit	Outdoor Unit	Outdoor Unit
Min. Circuit Ampacity	15	15	10	15	15	18
Max. Fuse/HACR	20	20	15	15	20	25
Circuit Breaker	20	20	15	15	20	25
Recommended Indoor/ Outdoor Connecting Cable*	14 AWG / 4 conductor 600V THHN unshielded stranded copper					
LINE SETS O.D. (inch)						
Liquid Connection (flare) (inch)	1/4	1/4	1/4	1/4	1/4	3/8
Suction Connection (flare) (inch)	3/8	1/2	3/8	1/2	1/2	5/8
Maximum Line Set Length[1]	82 feet	82 feet	82 feet	82 feet	98 feet	98 feet
Maximum Elevation (outdoor)[2]	33 feet	33 feet	33 feet	33 feet	66 feet	66 feet

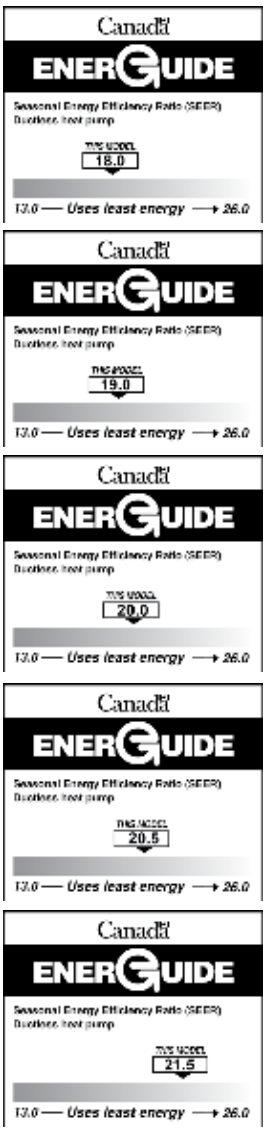

** Always follow local, state and national electrical codes.*

[1] *Min. 10 ft. line set recommended.*

[2] *Oil traps should be installed every 16.5 to 23 feet (5-7m) when the outdoor unit is installed above the indoor unit.*

Due to ongoing product improvements, specifications and dimensions are subject to change and correction without notice or incurring obligations. Determining the application and suitability for use of any product is the responsibility of the installer. Additionally, the installer is responsible for verifying dimensional data on the actual product prior to beginning any installation preparations.

Third party incentive and rebate programs have precise requirements as to product performance and certification. All products meet applicable regulations in effect on date of manufacture; however, certifications are not necessarily granted for the life of a product. Therefore, it is the responsibility of the applicant to determine whether a specific model qualifies for these incentive/rebate programs.

"This product complies with all California product labeling laws including, but not limited to, the Safe Drinking Water and Toxic Enforcement Act of 1986, more commonly known as Proposition 65."

©2022 MOTORS & ARMATURES, Inc.
MARS is a registered trademark of Motors & Armatures, Inc.
Century is a registered trademark of Motors & Armatures, Inc.

1900 Wellworth Ave., Jackson MI 49203 • 517.787.2100 • www.century-hvac.com

Century
MARS Delivering Confidence

DV-SG Series

Our "DV" Series, rated up to 19.0 SEER, offers economical zone control because only the room or area being used is conditioned and inverter technology matches the compressor speed to the room's changing temperature requirements.

A wireless remote makes it easy to select both temperature and mode, and a handy holder comes with the remote. With the "Follow" feature activated, the remote detects the temperature at its location and the unit adjusts operation to reach the set point wherever the remote is located in the room.

The indoor air handler features a sleek design that extends just $7^3/_8$" to $8^7/_8$" into the room, depending on the model. And the air handler has a self-cleaning evaporator coil with gold fin anti-corrosive coating which prevents bacteria from breeding and spreading.

Not only is the air handler visually unobtrusive, it's also so quiet you'll forget it's even there. Fan speed and mode can be selected so the air flow provides the comfort needed without being disruptive. All models feature three fan speeds.

Built with quality components, the system includes a three minute delay at start-up to protect the compressor from short cycling and, for heat pump models, to prevent cold air blow.

Ambient operating temperature: Cooling 5° to 122° F, Heating 5° to 86° F.

FEATURES

- ***Super Efficient***—*Rated as high as 19.0 SEER and 12 EER*
- ***Whisper Quiet***—High tech fan in the indoor unit delivers balanced air flow
- ***Temperature Compensation***—Indoor unit adjusts automatically as needed to eliminate stratification between ceiling and floor temps
- ***Auto Swing***—Continually adjusts air flow direction for a gentle, breeze-like effect
- ***Multiple Modes***—Cooling, dehumidification only, air circulation (heating in heat pump models) plus:
  - Sleep mode • 24-hour timer • Turbo mode
- ***Auto Operation***—Automatically adjusts to maintain a constant temperature humidity level
- ***Smartphone Compatible***—Optional 7800-208 Smartphone Control Kit available separately
- ***Superior Filtration***—Nano silver air filter releases silver ions that eliminate bacteria in the air while gold fin evaporator coating prevents the breeding and spreading of bacteria
- ***Auto Restart***—Reverts to the last setting following a power failure
- ***Auto Defrost***—Standard on all models, along with crankcase heater and pan heater for true cold-weather performance

Century®

SINGLE ZONE HEAT PUMPS

Six models to choose from 9,000 to 24,000 BTUH

Indoor Unit

Outdoor Unit

Includes a fully featured wireless remote

AHRI CERTIFIED

ETL c US

AHRI CERTIFIED

UL Energy Verified Rendement Énergétique Vérifié

Warranty—6 years on compressor, 5 years on parts
(Some limitations apply; see printed warranty for details.)

www.century-hvac.com

Single zone heat pump models with inverter technology

DV-SG SERIES

FEATURES	Heat Pump Models					
	DVH09SG-0	DVH12SG-0	DVH09SG-1	DVH12SG-1	DVH18SG-1	DVH24SG-1
Power Supply	115-1-60	115-1-60	208/230	208/230	208/230	208/230
Cooling Capacity (BTUH)	9,000	12,000	9,000	12,000	18,000	24,000
SEER/ EER	19.0/12.0	19.0/10.5	18.0/11.0	19.0/11.0	19.0/11.0	17.0/9.5
HSPF	10	9.5	9.5	9.5	10.0	9.5
Cooling Amps	6.8	8.87	6.8	4.5	7.35	11.0
Dehumidification (Pts/Hr.)	2.1	2.5	2.1	2.5	3.8	5.5
Heating Capacity (BTUH)	10,000	12,000	9,000	12,000	18,000	24,000
Heating Amps	8.1	8.93	8.1	4.3	7.4	9.6
INDOOR UNIT						
Air flow (CFM)	247/182/129	294/212/171	309/285/187	324/282/212	449/393/262	706/588/450
Fan Speeds (Cool/Heat/Fan)	3/3/3	3/3/3	3/3/3	3/3/3	3/3/3	3/3/3
Sound Level (dBa) H-M-L	38/32/25	38/30/28	38/32/25	38/32/24	43/35/30.5	48/42.5/34
AIR DIRECTION						
Vertical Adjustment	Remote	Remote	Remote	Remote	Remote	Remote
Horizontal (left/right)	Manual	Manual	Manual	Manual	Manual	Manual
Auto Swing Up and Down	Standard	Standard	Standard	Standard	Standard	Standard
INDOOR UNIT DIMENSIONS						
Width (inches)	28-3/8	31-1/2	28-3/8	31-1/2	38	42-1/2
Height (inches)	11-3/8	11-3/4	11-3/8	11-3/4	12-1/2	13-1/4
Depth (inches)	7-3/8	7-1/2	7-3/8	7-1/2	8-1/2	8-7/8
Net Wt/Shipping Wt (lbs.)	17.2/22.7	19/24.9	17/22.7	19/24.9	24/32.2	30.2/39.7
OUTDOOR UNIT DIMENSIONS						
Width (inches)	30-5/16	31-1/2	30-5/16	31-1/2	31-1/2	33-1/4
Height (inches)	21-7/8	21-13/16	21-7/8	21-13/16	21-13/16	27-5/8
Depth (inches)	11 13/16	13-1/8	11-13/16	13-1/8	13-1/8	14-5/16
Net Wt/Shipping Wt (lbs.)	66.8/71.9	70.3/76.3	66.8/71.9	67/72.8	79.8/85.8	105.2/112.2
ELECTRICAL DATA OUTDOOR UNIT*						
Main Power Connection	Outdoor Unit	Outdoor Unit	Outdoor Unit	Outdoor Unit	Outdoor Unit	Outdoor Unit
Min. Circuit Ampacity	15	15	10	15	15	18
Max. Fuse/HACR	20	20	15	15	20	25
Circuit Breaker	20	20	15	15	20	25
Recommended Indoor/ Outdoor Connecting Cable*	14 AWG / 4 conductor 600V THHN unshielded stranded copper					
LINE SETS O.D. (inch)						
Liquid Connection (flare) (inch)	1/4	1/4	1/4	1/4	1/4	3/8
Suction Connection (flare) (inch)	3/8	1/2	3/8	1/2	1/2	5/8
Maximum Line Set Length[1]	82 feet	82 feet	82 feet	82 feet	98 feet	98 feet
Maximum Elevation (outdoor)[2]	33 feet	33 feet	33 feet	33 feet	66 feet	66 feet

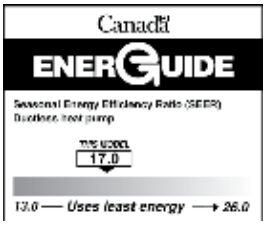

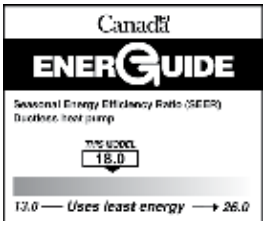

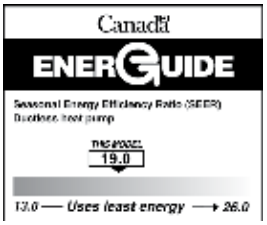

** Always follow local, state and national electrical codes.*

[1] Min. 10 ft. line set recommended.

[2] Oil traps should be installed every 16.5 to 23 feet (5-7m) when the outdoor unit is installed above the indoor unit.

Due to ongoing product improvements, specifications and dimensions are subject to change and correction without notice or incurring obligations. Determining the application and suitability for use of any product is the responsibility of the installer. Additionally, the installer is responsible for verifying dimensional data on the actual product prior to beginning any installation preparations.

Third party incentive and rebate programs have precise requirements as to product performance and certification. All products meet applicable regulations in effect on date of manufacture; however, certifications are not necessarily granted for the life of a product. Therefore, it is the responsibility of the applicant to determine whether a specific model qualifies for these incentive/rebate programs.

"This product complies with all California product labeling laws including, but not limited to, the Safe Drinking Water and Toxic Enforcement Act of 1986, more commonly known as Proposition 65."

InverterFlex® Series

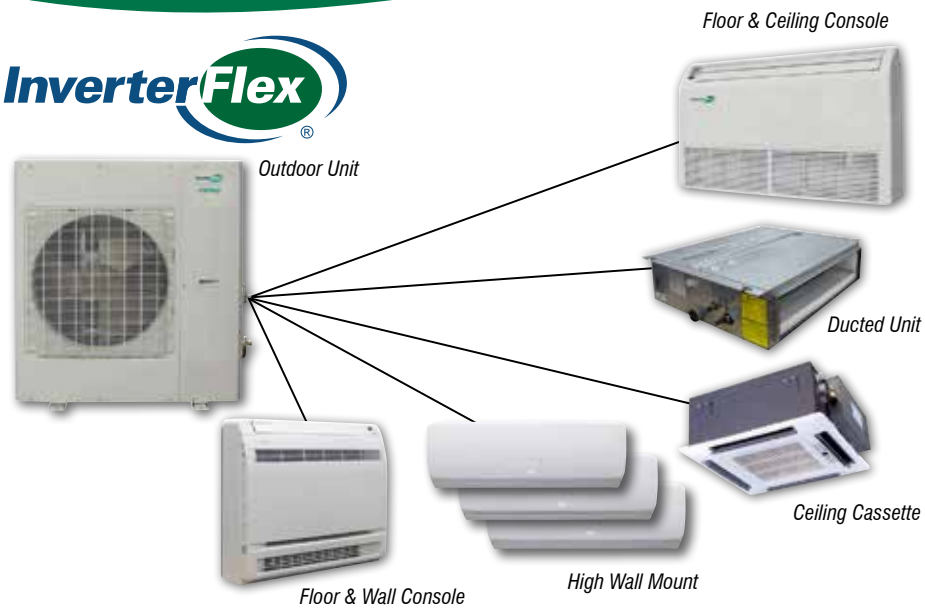

MULTI-ZONE HEAT PUMPS

18,000 to 42,000 BTUH

Our InverterFlex® multi-zone units let you condition one up to five rooms with just one outdoor unit (depending on model). The contractor can design a system that best meets the load requirements of each room being conditioned because indoor air handlers can be mixed and matched—all five types of units shown can be used in the same installation.

These 9,000, 12,000, 18,000, 21,000 and 24,000 BTUH indoor units can be mixed, up to the point that their combined capacity reaches the total allowable system capacity—see the chart inside. All units must operate in the same mode except "fan" only can always be selected. True zone control is possible because each air handler operates independently and has its own wireless remote.

InverterFlex® models incorporate all the advantages of twin rotary inverter compressor technology. The compressor speed is variable, depending on the load demand. Most of the time the unit runs at low frequency, saving energy while maintaining comfort, but ramping up to higher frequency when needed. Temperature fluctuations and compressor on/off cycling are eliminated, and indoor air quality is enhanced because air is constantly being pulled through the filter and dehumidified.

InverterFlex® systems are also great for larger spaces such as fellowship halls and commons areas: install multiple units for quiet, efficient, easily controlled comfort.

FEATURES

(Varies according to type of indoor unit)

- ***Auto Swing***—Continually adjusts air direction for a gentle, breeze like effect preferred by most people
- ***Multiple Modes***—Cooling, heating, fan only, dehumidification only, plus:
  - Sleep mode
  - 24-hour timer
  - Turbo mode
  - Auto mode
- ***Intelligent Pre-Heating***—Enhances comfort by preventing cold air blow
- ***Auto Operation***—Automatically selects the mode required to maintain a constant temperature/humidity level
- ***"Follow" Function***—Senses temperature at the remote and adjusts air flow for comfort and efficiency at its location
- ***Superior Filtration***—Air filters are designed to help enhance indoor air quality
- ***Auto Defrost***—Defrosts only when necessary to save energy, limit downtime
- ***Self-Clean Mode***—Dries out indoor unit when not in use to prevent mold growth
- ***Low Ambient Operation***

Century®

Warranty—7 years on compressor, 5 years on parts
(Some limitations apply; see printed warranty for details.)

www.century-hvac.com

InverterFlex®

Mix and match indoor units up to the maximum BTUHs allowed for each system—see chart for possible combinations.

Order outdoor and indoor units separately:

"A" indicates outdoor unit and "B" indicates indoor units.

OUTDOOR UNITS					
FEATURES	**A-VFH18DB-1**	**A-VFH24TB-1**	**A-VFH30QB-1**	**A-VFH36QB-1**	**A-VFH42PB-1**
Power Supply	208/230-1-60	208/230-1-60	208/230-1-60	208/230-1-60	208/230-1-60
System Cooling Cap. (BTUH)	18,000	24,000	29,000	34,000	39,000
Min./Max. Cooling Cap. (BTUH)‡	7,000/21,000	7,500/33,000	8190/33,400	8,900/35,800	8,900/40,950
SEER/EER	22.00/12.50	21.00/12.50	21.00/12.50	21.00/12.48	21.00/10.43
HSPF	10.5	10.5	10.5	10.5	10.2
High Heating (BTUH) @ 47°F	19,000	29,500	32,000	41,000	45,000
Low Heating (BTUH) @ 17°F	15,600	19,860	22,500	28,700	30,000
Min./Max. Heating Cap. (BTUH)‡	8,530/22,600	7,500/35,000	8,200/32,400	8,871/44,356	8,871/46,062
Sound Pressure (dBA)	56	59	59	61	61
OUTDOOR UNIT DIMENSIONS					
Width (inches)	37 5/8	38 1/2	38 1/2	42 7/8	42 7/8
Height (inches)	27 1/2	31 1/8	31 1/8	43 3/8	43 3/8
Depth (inches)	15 5/8	16 7/8	16 7/8	17 3/8	17 3/8
Net Wt/Shipping Wt (lbs.)	115/125	153/164	145/154	198/216	198/216
ELECTRICAL DATA OUTDOOR UNIT*					
Main Power Connection	Outdoor Unit	Outdoor Unit	Outdoor Unit	Outdoor Unit	Outdoor Unit
Min. Circuit Ampacity	15A	20A	26A	28A	29A
Max. Fuse/HACR Circuit Breaker	25A	30A	30A	35A	40A
LINE SET LENGTHS**					
Maximum Line Set Length[1]	33 feet	65 feet	82 feet	82 feet	82 feet
Max. Total Length All Zones	65 feet	196 feet	229 feet	246 feet	246 feet
Maximum Elevation (outdoor)[2]	32 feet	32 feet	49 feet	49 feet	49 feet

‡Actual performance will vary based on the application, including the size(s) and mix of indoor units installed.

Advantages of Inverter Technology

The inverter on a mini-split is like the cruise control on a vehicle. The inverter-driven compressor automatically adjusts its speed to quickly reach and then maintain the set point. When maximum capacity is not needed, the compressor speed decreases–and with it the power output also decreases, resulting in improved energy efficiency. Once the set point is reached, the system "cruises along," keeping the temperature constant, but responding if the demand changes.

- Reaches the desired temperature quickly
- Provides precise temperature control and continuous dehumidification (cooling mode)
- Extends component life by eliminating on-off cycling
- Operates at ultra-quiet level
- Saves energy by matching the compressor speed to the demand; rated at 16 SEER and up to 10.2 EER
- Delivers extra heating capacity even at low ambient temperatures

Ambient Operating Temperature Range:
0° - 118.5° F (cooling) (all models);
-4° - 75° F (heating) (18DB-24TB)
-4° - 86° F (heating) (30QB-42PB)

*Always follow local, state and national electrical codes. Main power connection is 208-230V.

**See the IOM regarding various adapters and fittings which may be included with outdoor and/or indoor models for making connections.

Recommended Indoor/Outdoor Connecting Cable (SJOW)— 14 AWG / 4 conductor 600V THHN unshielded stranded bare copper, not to exceed 98 feet between indoor and outdoor units.

[1] For single indoor unit installation; min. 10 ft. line set length recommended.

[2] Oil traps should be installed every 16.5 to 23 feet (5-7m) when the outdoor unit is installed above the indoor unit.

NOTE: Maximum line set length varies based on number of indoor units installed. See IOM for details.

AHRI CERTIFIED www.ahridirectory.org Unitary Small HP AHRI Standard 210/240

environmentally friendly R-410A

c ETL us

FLOOR/CEILING MOUNT INDOOR UNITS

FEATURES	B-VFH09UA-1A	B-VFH12UA-1	B-VFH18UA-1	B-VFH24UA-1
Cooling Capacity BTUH	8,500	11,900	17,000	22,800
Heating Capacity BTUH	9,500	13,100	18,700	27,400
Air Flow Range (CFM)	383/324/265	383/324/265	559/412/294	736/530/412
Fan Speeds	4	4	4	3
Dehumidification (Pts/Hr)	1.69	2.96	3.80	5.28
Sound Level Range (dBA)	36 to 50	36 to 50	40 to 55	44 to 58
Temperature Setting	On Remote: 61°F - 86°F			
DIMENSIONS				
Width (inches)	48	48	48	48
Height (inches)	27 5/16	27 5/16	27 5/16	27 5/16
Depth (inches)	8 7/8	8 7/8	8 7/8	8 7/8
Net Wt/Shipping Wt (lbs)	88.2/110.2	88.2/110.2	88.2/110.2	99.2/119.1
Liquid-Suction (flare)**	1/4" - 3/8"	1/4" - 3/8"	1/4" - 1/2"	3/8" - 5/8"

Features

- 'Follow' feature on remote
- Multiple modes: auto, turbo, sleep, fan only, dehumidify only, 24 Hour timer
- Intelligent pre-heat
- Self-diagnosis

Low profile cabinet

Features

- Auto operation
- Multiple modes: turbo, sleep, fan only, dehumidification only, 24 Hour timer
- 'Follow' feature on remote
- Energy saver function
- Intelligent pre-heat
- Self diagnosis

Low profile cabinet is less than 9" deep

FLOOR MOUNT INDOOR UNITS

FEATURES	B-VFH09FA-1	B-VFH12FA-1	B-VFH18FA-1
Cooling Capacity BTUH	9,000	12,000	18,000
Heating Capacity BTUH	9,500	13,000	19,800
Air Flow Range (CFM)	383 - 188	441 - 206	494 - 241
Fan Speeds	5	5	5
Dehumidification (Pts/Hr)	1.69	2.96	3.80
Sound Level Range (dBA)	25 to 40	27 to 43	33 to 48
Temperature Setting	On Remote or Wired Wall Thermostat: 61°F to 86°F		
AIR DIRECTION			
Vertical Modulating	Yes	Yes	Yes
DIMENSIONS			
Width (inches)	27 9/16	27 9/16	27 9/16
Height (inches)	23 5/8	23 5/8	23 5/8
Depth (inches)	8 7/16	8 7/16	8 7/16
Net Wt/Shipping Wt (lbs)	24.25/30.9	24.25/30.9	24.25/30.9
Liquid-Suction (flare)**	1/4" - 3/8"	1/4" - 3/8"	1/4" - 1/2"

DUCTED INDOOR UNITS

FEATURES	B-VFH09DA-1	B-VFH12DA-1	B-VFH18DA-1	B-VFH21DA-1	B-VFH24DA-1
Cooling Capacity BTUH	8,500	11,900	15,300	20,400	23,800
Heating Capacity BTUH	9,500	13,100	18,700	22,600	27,400
Air Flow Range (CFM)	265/177/147	324/235/177	412/353/294	589/441/324	589/441/324
Fan Speeds	3	3	3	3	3
Dehumidification (Pts/Hr)	1.69	2.96	3.80	4.23	5.28
Sound Level Range (dBA)	31 to 47	32 to 49	33 to 51	34 to 52	34 to 52
Temperature Setting	On Remote: 61°F - 86°F				
DIMENSIONS					
Width (inches)	27 9/16	27 9/16	35 7/16	43 5/16	43 5/16
Height (inches)	7 7/8	7 7/8	7 7/8	7 7/8	7 7/8
Depth (inches)	24 3/16	24 3/16	24 3/16	24 3/16	24 3/16
Net Wt/Shipping Wt (lbs)	48.5/59.5	50.7/63.9	59.5/79.4	68.3/90.4	68.3/90.4
Liquid-Suction (flare)**	1/4" - 3/8"	1/4" - 3/8"	1/4" - 1/2"	3/8" - 5/8"	3/8" - 5/8"

Features

- 'Follow' feature on remote for comfort
- Multiple modes: auto, turbo, sleep, fan only
- 24 Hour timer
- Intelligent pre-heat
- Wireless remote and wired thermostat
- Self diagnostics
- Includes water pump

Wired thermostat

HIGH WALL MOUNT INDOOR UNITS				
FEATURES	B-VFH09MB-1	B-VFH12MB-1A	B-VFH18MB-1	B-VFH24MB-1
Cooling Capacity BTUH	9,000	12,000	18,000	20,800
Heating Capacity BTUH	9,800	13,000	19,000	21,500
Air Flow Range (CFM)	224 - 430	224 - 453	282 - 588	459-736
Fan Speeds	5	5	5	5
Dehumidification (Pts/Hr)	1.69	2.96	3.80	5.28
Sound Level Range (dBA)	21 to 52	22 to 53	33 to 61	37 to 62
Temperature Setting	On Remote: 61°F to 86°F			
AIR DIRECTION				
Horiz./Vert. Modulating	Yes	Yes	Yes	Yes
Four-Way Modulating	Yes	Yes	Yes	Yes
DIMENSIONS				
Width (inches)	34 1/16	34 1/16	40 1/16	46 3/8
Height (inches)	11 1/2	11 1/2	12 9/16	12 7/8
Depth (inches)	8 1/4	8 1/4	9	10 3/8
Net Wt/Shipping Wt (lbs)	24.25/30.9	24.25/30.9	30.9/41.9	39.7/48.5
Liquid-Suction (flare)**	1/4" - 1/2"	1/4" - 1/2"	1/4" - 1/2"	3/8" - 5/8"

Features

- 'Follow' feature on remote for comfort
- Multiple modes: auto, turbo, sleep, fan only
- 24 Hour timer
- Intelligent pre-heat
- Automatic louver swing
- Wireless remote
- Silver ion filtration
- Self diagnostics



Features

- Auto operation, 24-hour timer
- Multiple modes: turbo, sleep, fan only, dehumidification only
- Intelligent pre-heat
- Washable air filter
- Automatic louver swing
- Self diagnostics
- Wireless remote and wired wall thermostat
- 'Follow' feature on remote for comfort
- Fits 24" x 24" ceiling tile opening

Wired thermostat

CEILING CASSETTES			
FEATURES	B-VFH12CA-1	B-VFH18CA-1	B-VFH24CA-1
Cooling Capacity BTUH	12,000	14,400	22,800
Heating Capacity BTUH	13,000	16,000	27,400
Air Flow Range (CFM)	265-294-353	265-294-353	500-559-694
Fan Speeds	4	4	3
Dehumidification (Pts/Hr)	2.96	3.80	5.28
Sound Level Range (dBA)	42/44/46	42/44/46	35/37/39
Temperature Setting	On Remote or Wired Wall Thermostat: 61°F to 86°F		
AIR DIRECTION			
Horiz./Vert. Modulating	No	No	No
Four-Way Modulating	Yes	Yes	Yes
DIMENSIONS			
Width (inches)	22 7/16	22 7/16	33 1/16
Length (inches)	22 7/16	22 7/16	33 1/16
Height (inches)	9 1/16	9 1/16	9 7/16
Net Wt/Shipping Wt (lbs)	39.6/ 50.7	39.6/ 50.7	61.7/ 77.2
Decorative Cover Panel Panel Dimensions (inches)	Panel Part#: C-VFH1218CA 25 5/8 x 25 5/8 x 2		Panel Part#: C-VFH24CA 33 1/16 x 33 1/16 x 2 3/8
Liquid-Suction (flare)**	1/4" - 3/8"	1/4" - 1/2"	3/8" - 5/8"

You can see how one outdoor condenser is used in conjunction with multiple indoor air handlers in a single structure. Air handlers can be installed up to 82' (depending on model) from the condenser, so you can place the condenser in the best location for your landscaping. A hole approximately 3" in diameter is drilled through the exterior wall to accommodate the lines carrying refrigerant. Also, a communication wire runs between each indoor unit and the condenser, and a drain line from each indoor unit carries condensate away. Power is supplied by the outdoor unit so there are no cords or plugs visible on the interior.

Indoor Unit Mix 'n' Match Possibilities

The total capacity for ALL indoor units cannot exceed 150% of the stated condenser capacity. For best performance, the indoor units' total capacity should be 100% or less of the condenser capacity. When a system is sized beyond 100% of the condenser capacity, the compressor may not provide full capacity for all indoor units: sizing above 100% is generally specified when one or more of the indoor units will not be in use most of the time. Also, the total capacity for ALL indoor units cannot be less than 50% of the condenser's capacity.

Zones	Indoor Units*	Total BTUH
A-VFH18DB 1-2 Units	9K	9,000
	12K	12,000
	18K	18,000
	21K	21,000
	9K + 9K	18,000
	9K + 12K	21,000
A-VFH24TB 1, 2 or 3 Units	12K	12,000
	18K	18,000
	21K	21,000
	24K	24,000
	9K + 9K	18,000
	9K + 12K	21,000
	9K + 18K	27,000
	9K + 21K	30,000
	12k + 12K	24,000
	12K + 18K	30,000
	12K + 21K	33,000
	18K + 18K	36,000
	9K + 9K + 9K	27,000
	9K + 9K + 12K	30,000
	9K + 12K + 12K	33,000
	9K + 9K +18K	36,000
A-VFH30QB 1, 2, 3 or 4 Units	18K	18,000
	21K	21,000
	24K	24,000
	9K + 9K	18,000
	9K + 12K	21,000
	9K + 18K	27,000
	9K + 21K	30,000
	12k + 12K	24,000
	12K + 18K	30,000
	18K + 18K	36,000
	18K + 21K	39,000
	9K + 9K + 9K	27,000
	9K + 9K + 12K	30,000
	9K + 12K + 12K	33,000
	9K + 9K +18K	36,000
	9K + 9K + 21K	39,000
	9K + 12K + 18K	39,000
	12K + 12K + 12K	36,000
	12K + 12K + 18K	42,000
	9K + 9K + 9K + 9K	36,000
	9K + 9K + 9K + 12K	39,000
	9K + 9K + 12K + 12K	42,000
A-VFH36QB 1, 2, 3, 4 or 5 Units	18K	18,000
	21K	21,000
	24K	24,000
	9K + 21K	30,000
	9K + 24K	33,000
	9K + 9K	18,000
	9K + 12K	21,000
	9K + 18K	27,000
	12K + 12K	24,000
	12K + 18K	30,000
	12K + 21K	33,000
	12K + 24K	36,000
	18K + 18K	36,000

Zones	Indoor Units*	Total BTUH
A-VFH36QB 1, 2, 3, 4 or 5 Units	18K + 21K	39,000
	18K + 24K	42,000
	21K + 24K	45,000
	24K + 24K	48,000
	9K + 9K + 9K	27,000
	9K + 9K + 12K	30,000
	9K + 9K + 18K	36,000
	9K + 9K + 21K	39,000
	9K + 9K +24K	42,000
	9K + 12K + 12K	33,000
	9K + 12K + 18K	39,000
	9K + 12K + 21K	42,000
	9K + 12K + 24K	45,000
	9K + 18K + 18K	45,000
	9K +18K +21K	48,000
	9K + 18K + 24K	51,000
	12K + 12K + 12K	36,000
	12K + 12K + 18K	42,000
	12K + 12K + 21K	45,000
	12K + 12K + 24K	48,000
	12K + 18K + 18K	48,000
	9K + 9K + 9K + 9K	36,000
	9K + 9K + 9K + 12K	39,000
	9K + 9K + 9K + 18K	45,000
	9K + 9K + 9K + 21K	48,000
	9K + 9K + 9K + 24K	51,000
	9K + 9K + 12K + 12K	42,000
	9K + 9K + 12K + 18K	48,000
	9K + 12K + 12K + 12K	45,000
	9K + 12K + 12K + 18K	51,000
	9K + 12K + 12K + 21K	54,000
	12K + 12K + 12K + 12K	48,000
	9K+9K+9K+9K+9K	45,000
	9K+9K+9K+9K+12K	48,000
	9K+9K+9K+9K+18K	54,000
	9K+9K+12K+12K+12K	51,000
	9K+9K+12K+12K+12K	54,000
A-VHJ42PB 1, 2, 3, 4 or 5 units	21K	21,000
	24K	24,000
	9K + 12K	21,000
	9K + 18K	27,000
	9K + 21K	30,000
	9K + 24K	33,000
	12K + 12K	24,000
	12K + 18K	30,000
	12K + 21K	33,000
	12K + 24K	36,000
	18K + 18K	36,000
	18K + 21K	39,000
	18K + 24K	42,000
	24K + 24K	48,000
	9K + 9K + 9K	27,000
	9K + 9K + 12K	30,000
	9K + 9K + 18K	36,000
	9K + 9K + 21K	39,000
	9K + 9K +24K	42,000

Zones	Indoor Units*	Total BTUH
A-VHJ42PB 1, 2, 3, 4 or 5 units	9K + 12K + 12K	33,000
	9K + 12K + 18K	39,000
	9K +12K +21K	42,000
	9K + 12K + 24K	45,000
	9K + 18K + 18K	45,000
	9K+ 18K + 21K	48,000
	9K + 18K + 24K	51,000
	9K + 24K + 24K	57,000
	12K + 12K + 12K	36,000
	12K + 12K + 18K	42,000
	12K + 12K + 21K	45,000
	12K + 12K + 24K	48,000
	12K + 18K + 18K	48,000
	12K + 18K + 21K	51,000
	12K + 18K + 24K	54,000
	12K + 24K + 24K	60,000
	18K + 18K + 18K	54,000
	18K + 18K + 21K	57,000
	18K + 18K + 24K	60,000
	9K + 9K + 9K + 9K	36,000
	9K + 9K + 9K + 12K	39,000
	9K + 9K + 9K + 18K	45,000
	9K + 9K + 9K + 21K	48,000
	9K + 9K + 9K + 24K	51,000
	9K + 9K + 12K + 12K	42,000
	9K + 9K + 12K + 18K	48,000
	9K + 9K+ 12K + 21K	51,000
	9K + 9K + 12K + 24K	54,000
	9K + 9K + 18K + 18K	54,000
	9K + 9K + 18K + 24K	60,000
	9K + 9K + 18K +21K	57,000
	9K + 12K + 12K + 12K	45,000
	9K + 12K + 12K + 18K	51,000
	9K + 12K +12K +21K	54,000
	9K + 12K + 12K + 24K	57,000
	9K + 12K + 18K + 18K	57,000
	9K + 18K + 18K + 18K	63,000
	12K + 12K + 12K + 12K	48,000
	12K + 12K + 12K + 18K	54,000
	12K + 12K + 12K + 21K	57,000
	12K + 12K + 12K + 24K	60,000
	12K + 12K + 18K + 18K	60,000
	9K+9K+9K+9K+9K	45,000
	9K+9K+9K+9K+12K	48,000
	9K+9K+9K+9K+18K	54,000
	9K+9K+9K+9K+21K	57,000
	9K+9K+9K+9K+24K	60,000
	9K+9K+9K+12K+12K	51,000
	9K+9K+9K+12K+18K	57,000
	9K+9K+9K+18K+18K	63,000
	9K+9K+12K+12K+12K	54,000
	9K+9K+12K+12K+18K	60,000
	9K+12K+12K+12K+12K	57,000
	9K+12K+12K+12K+18K	63,000
	12K+12K+12K+12K+12K	60,000

VMH UltraV Series

VMH-U Series

SINGLE/MULTI ZONE MINI-SPLITS

9,000 to 48,000 BTUH

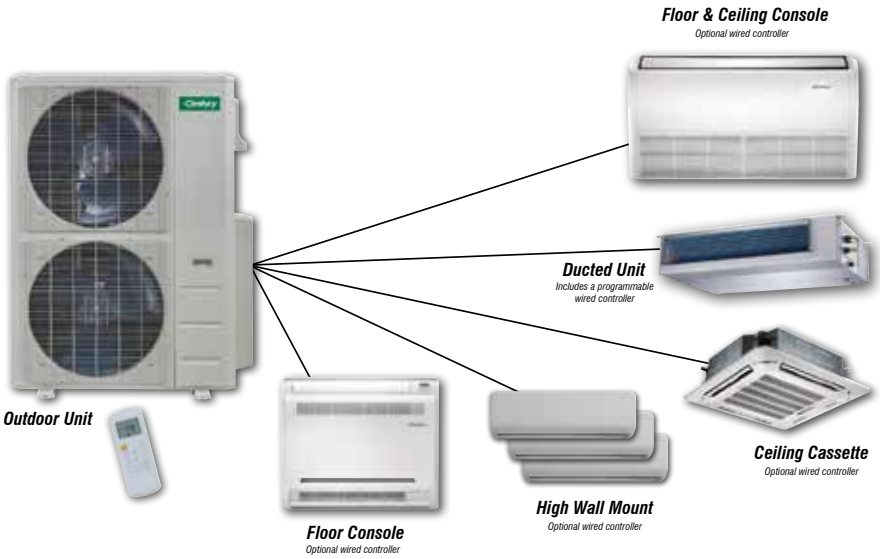

Our new UltraV Series will heat or cool when outdoor temperatures reach -22° F. Multi-zone units run at 100% capacity at 5° F. Single zones maintain 100% capacity at 0° F!

This makes these units well suited to installations requiring year 'round conditioning, both residential and light commercial. Operating range:

Cooling	-22° to 122° F
Heating	-22° to 86° F (48K: -13° to 86° F)

Advanced inverter technology means the room will reach the preset temperature quickly and that the temperature will be constant without the fluctuations that occur in other systems due to on-off cycling. Energy usage is kept to a minimum as units run at low frequency most of the time. However, when required the unit ramps up automatically to reach and maintain the comfort level.

FEATURES

Multiple Modes

- Cooling, dehumidification only, and heating
  - Sleep mode
  - Turbo mode
  - 24-hour timer
  - Auto mode

Auto Swing

- Continually adjusts air flow direction for a gentle, breeze-like effect

Remote Control

- Makes it easy to program and operate the unit

Enhanced Filtration

- Gold fin filter delivers improved indoor air quality

Defrost Control

- Longer defrost cycle effectively removes any frost accumulation on the coil as needed

"Follow" Feature

- Remote senses temperature where occupant is, automatically adjusts to maintain setpoint

Rotary Compressor

- Designed for wide operating range and minimal vibration

Century®

Warranty—7 years on compressor, 5 years on parts
(Some limitations apply; see printed warranty for details.)

www.century-hvac.com

SINGLE ZONE

Note: See page 5 for Indoor Unit specifications

For one to one matches with all indoor "B" units.

FEATURES	A-VMH09SU-1	A-VMH12SU-1	A-VMH18SU-1B	A-VMH24SU-1A
Power Supply	208/230-1-60	208/230-1-60	208/230-1-60	208/230-1-60
Cooling Capacity (BTUH)	9,000	12,000	17,000	24,000
SEER	25.00	22.50	20.50	21.00
EER	14.50	13	12.50	13
HSPF	11.20	12.00	11	12
Cooling Amps	2.7	4.2	6	8.3
Dehumidification (Pts/Hr.)	2.32	2.75	3.59	5.49
Hi Heating Cap. (BTUH) @ 47°F	10,900	12,000	18,000	26,000
Lo Heating Cap. (BTUH) @ 0°F	11,021	12,201	18,008	24,085
Heating Amps	3.63	4.24	7.3	10.9
OUTDOOR UNIT DIMENSIONS				
Width (inches)	31.5	31.5	35.25	37.25
Height (inches)	21.81	21.81	26.5	31.86
Depth (inches)	13.125	13.125	13.31	16.56
Net Wt/Shipping Wt (lbs.)	88.2/93.7	88.2/93.7	100.97/108	134.5/144.4
ELECTRICAL DATA OUTDOOR UNIT ‡				
Main Power Connection	Outdoor Unit 208/230-1-60			
Min. Circuit Ampacity	9A	9A	16A	25A
Max. Fuse/HACR Circuit Breaker	15A	15A	25A	30A
Indoor/Outdoor Connecting Cable Type	14AWG / 4 conductor 600V THHN unshielded stranded bare copper			
LINE SETS O.D. (inch)				
Liquid Connection (flare) (in.)	1/4	1/4	1/4	3/8
Suction Connection (flare) (in.)	3/8	1/2	1/2	5/8
Max. Line Set Length[1]	82 feet	82 feet	98 feet	164 feet
Max. Elevation (outdoor)[2]	33 feet	33 feet	66 feet	82 feet

‡ *Always follow local, state and national electrical codes*
[1] *Min. 10 ft. line set recommended*
[2] *Oil traps should be installed every 16.5 to 23 feet (5-7m) when the outdoor unit is installed above the indoor unit*



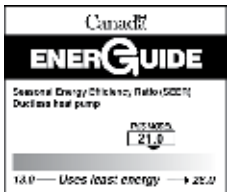

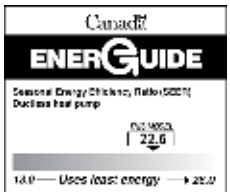



UltraV Series

Mix and match indoor units up to the maximum BTUHs allowed for each system—see chart for possible combinations.

Order outdoor and indoor units separately:

"A" indicates outdoor unit and "B" indicates indoor units.

Advantages of Inverter Technology

The inverter on a mini-split is like the cruise control on a vehicle. The inverter-driven compressor automatically adjusts its speed to quickly reach and then maintain the set point. When maximum capacity is not needed, the compressor speed decreases–and with it the power output also decreases, resulting in improved energy efficiency. Once the set point is reached, the system "cruises along," keeping the temperature constant, but responding if the demand changes.

- Reaches the desired temperature quickly
- Provides precise temperature control and continuous dehumidification (cooling mode)
- Extends component life by eliminating on-off cycling
- Operates at ultra-quiet level
- Saves energy by matching the compressor speed to the demand; rated up to 25 SEER and 14.5 EER
- Delivers extra heating capacity even at low ambient temperatures

OUTDOOR UNITS				
FEATURES	**A-VMH18DU-1**	**A-VMH28TU-1**	**A-VMH36QU-1**	**A-VMH48PU-1**
Cooling Capacity	19000	28000	36000	48000
SEER	21.5	22	21.5	18.5
EER	12.5	13	13.5	11.0
HSPF 4	9.8	10.4	10.5	10.0
Heating at 5 F°-15°C° Maximum capacity	20000	28000	35800	37800
Air flow (CFM)	2130	2130	4500	4500
Sound Level (dBa) H-M-L	63.4	62.3	64	64
OUTDOOR UNIT DIMENSIONS				
Width (inches)	37.24	37.24	37.48	37.48
Height (inches)	31.89	31.89	52.48	52.48
Depth (inches)	16.14	16.14	16.34	16.34
Net Wt/Shipping Wt (lbs.)	150/161	157/168	224/255	224/255
ELECTRICAL DATA OUTDOOR UNIT*				
Main Power Connection	Outdoor Unit 208/230-1-60			
Min. Circuit Ampacity	25	30	35	35
Max Fuse/HACR. Circuit Breaker	35	45	50	50
Indoor/Outdoor Connecting Cable Type	14 awg/ 4 conductor 600V THNN unshielded stranded bare copper			
MAX. HEIGHT DIFFERENCE BETWEEN INDOOR UNITS				
Liquid Connection (flare) (in.)	2 x 1/4"	3 x 1/4"	4 x 1/4"	5 x 1/4"
Suction Connection (flare) (in.)	2 x 3/8"	3 x 3/8"	3 x 3/8" 1 x 1/2"	3 x 3/8" 2 x 1/2"
Max. length for all rooms	131	197	262	262
Max. length for one indoor unit	82	98	115	115
Max. height difference between idnoor units	33	33	33	33

‡Actual performance will vary based on the application, including the size(s) and mix of indoor units installed.

Ambient Operating Temperature Range:
-22° - 122° F (cooling)
-22° - 86° F (heating)
(48K: -13° to 86° F)

*Always follow local, state and national electrical codes. Main power connection is 208-230V.

**See the IOM regarding various adapters and fittings which may be included with outdoor and/or indoor models for making connections.

Required Indoor/Outdoor Connecting Cable (SJOW)— 14 AWG / 4 conductor 600V THHN unshielded stranded bare copper, not to exceed 115 feet between indoor and outdoor units.

[1] For single indoor unit installation; min. 10 ft. line set length required.

[2] Oil traps should be installed every 16.5 to 23 feet (5-7m) when the outdoor unit is installed above the indoor unit.

NOTE: Maximum line set length varies based on number of indoor units installed. See IOM for details.

MULTI ZONE

FLOOR/CEILING MOUNT INDOOR UNITS		
FEATURES	B-VMH18UU-1	B-VMH24UU-1
Cooling Capacity BTUH	18,000	24,000
Heating Capacity BTUH	18,000	24,000
Air Flow Range (CFM)	666/595/525	880/770/650
Fan Speeds	3	3
Dehumidification (Pts/Hr)	6.16	7.04
Sound Level Range (dBA)	47/44/39	58.5/55/52
Modulating	YES	YES
Temperature Setting On Remote or Wired Controller:	62~86	62~86
DIMENSIONS		
Width (inches)	42.05	42.05
Height (inches)	26.57	26.57
Depth (inches)	9.25	9.25
Net Wt/Shipping Wt (lbs)	55.12/65.48	55.12/66.14
Liquid-Suction (flare)	1/4" x 1/2"	3/8" x 5/8"

Features

- 'Follow' feature on remote
- Multiple modes: auto, turbo, sleep, fan only, dehumidify only, 24 Hour timer
- Intelligent pre-heat
- Self diagnostics



Optional wired controller **7800-206** (*must order separate*)

Features

- Auto operation
- Multiple modes: turbo, sleep, fan only, dehumidification only, 24 Hour timer
- 'Follow' feature on remote
- Energy saver function
- Intelligent pre-heat
- Self diagnostics

FLOOR MOUNT INDOOR UNITS	
FEATURES	B-VMH12FU-1
Cooling Capacity BTUH	12,000
Heating Capacity BTUH	12,000
Air Flow Range (CFM)	365/318/248
Fan Speeds	3
Dehumidification (Pts/Hr)	3.08
Sound Level Range (dBA)	45/41/35
Temperature Setting On Remote or Wired Wall Controller:	62~86
AIR DIRECTION	
Modulating	YES
DIMENSIONS	
Width (inches)	27.56
Height (inches)	23.62
Depth (inches)	8.27
Net Wt/Shipping Wt (lbs)	32.41/42.77
Liquid-Suction (flare)	1/4" X 1/2"

DUCTED INDOOR UNITS				
FEATURES	B-VMH09DU-1	B-VMH12DU-1	B-VMH18DU-1	B-VMH24DU-1
Cooling Capacity BTUH	9,000	12,000	18,000	24,000
Heating Capacity BTUH	9,000	12,000	18,000	24,000
Air Flow Range (CFM)	353/283/177	353/283/177	530/450/371	776/694/435
Fan Speeds	3	3	3	3
Dehumidification (Pts/Hr)	2.82	3.08	6.16	7.04
Sound Level Range (dBA)	38/25/32	38/26/33.5	39/37/35	44/--/--
ESP in. WG	0-0.16	0-0.16	0-0.40	0-0.64
Temperature Setting On Remote or Wired Wall Controller:	62~86	62~86	62~86	62~86
DIMENSIONS				
Width (inches)	27.56	27.56	34.65	43
Height (inches)	7.87	7.87	8.27	10
Depth (inches)	17.72	17.72	28.53	30
Net Wt/Shipping Wt (lbs)	37.5/48.3	37.5/48.3	54/66	87/103
Liquid -Suction (flare)	1/4" x 3/8"	1/4" x 1/2"	1/4" x 1/2"	3/8" x 5/8"

Features

- Multiple modes: auto, turbo, sleep, fan only
- 24 Hour timer
- Intelligent pre-heat
- Wired programmable controller
- Self diagnostics

MULTI ZONE

HIGH WALL MOUNT INDOOR UNITS				
FEATURES	B-VMH09SU-1 Smartphone B-VMH09SU-1C Programmable wired controller	B-VMH12SU-1 Smartphone B-VMH12SU-1C Programmable wired controller	B-VMH18SU-1B Smartphone	B-VMH24SU-1A Smartphone
Cooling Capacity BTUH	9,000	12,000	17,000	24,000
Heating Capacity BTUH	10,900	11,800	18,000	24,000
Air Flow Range (CFM)	418/324/247	418/324/247	599/411/353	794/647/500
Fan Speeds	3	3	3	3
Dehumidification (Pts/Hr)	2.32	2.75	3.59	5.49
Sound Level Range (dBA)	45/36/27	46/36/27	48/39/29	50/45/39
Temperature Setting	62° to 90° F Cooling; 62° to 86° F Heating (on remote)			
AIR DIRECTION				
Horiz./Vert. Modulating	Yes	Yes	Yes	Yes
DIMENSIONS				
Width (inches)	32.87	32.87	38.98	46.69
Height (inches)	11.02	11.02	12.40	13.39
Depth (inches)	7.80	7.80	8.58	10.16
Net Wt/Shipping Wt (lbs)	19.8/25.4	19.8/26.7	26.9/34.8	40.1/50.3
Liquid-Suction (flare)	1/4" - 3/8"	1/4" - 1/2"	1/4" - 1/2"	3/8" - 5/8"

Features

- All high wall heads come with a remote
- Optional **7800-207** wired programmable controller for -1C models *(must order separate)*
- 'Follow' feature on remote for comfort (except 24K model)
- Multiple modes: auto, turbo, sleep, fan only (no turbo on 24K model)
- 24 Hour timer
- Intelligent pre-heat
- Automatic louver swing
- Self diagnostics
- Smartphone Compatible

B-VMH24CU-1

B-VMH09, 12, 18CU-1

Features

- Auto operation, 24-hour timer
- Multiple modes: turbo, sleep, fan only, dehumidification only
- Intelligent pre-heat
- Washable air filter
- Automatic louver swing
- Self diagnostics
- Wireless remote
- 'Follow' feature on remote for comfort
- 9, 12, 18 fit 24" x 24" ceiling tile opening
- Condensate removal pump
- Optional wired controller **7800-206** *(must order separate)*

CEILING CASSETTES*				
FEATURES	B-VMH09CU-1	B-VMH12CU-1	B-VMH18CU-1	B-VMH24CU-1
Cooling Capacity BTUH	9,000	12,000	18,000	24,000
Heating Capacity BTUH	9,000	12,000	18,000	24,000
Air Flow Range (CFM)	600/520/460	574/490/422	956/825/746	1400/1250/1000
Fan Speeds	3	3	3	3
Dehumidification (Pts/Hr)	2.82	3.08	6.16	7.04
Sound Level Range (dBA)	41/39/37	41/38/35	46/43/41	51/47/43
Temperature Setting On Remote or Wired Wall Thermostat:	62~86	62~86	62~86	62~86
AIR DIRECTION				
Modulating	YES	YES	YES	YES
DIMENSIONS				
Width (inches)	22.44	22.44	22.44	33.07
Height (inches)	10.24	10.24	10.24	8.07
Depth (inches)	22.44	22.44	22.44	33.07
Net Wt/Shipping Wt (lbs)	35.27/41.88	35.27/41.88	39.68/46.3	45.19/52.91
REFRIGERANT LINE CONNECTIONS	1/4" X 3/8" Flare	1/4" X 1/2" Flare	1/4" X 1/2" Flare	3/8" X 5/8" Flare
Decorative Cover Panel*	C-VMH91218CU-1	C-VMH91218CU-1	C-VMH91218CU-1	C-VMH24CU-1
Panel Dimensions (inches)	25.47x25.47x1.97	25.47x25.47x1.97	25.47x25.47x1.97	37.4x37.4x2.17
Net Wt/Shipping Wt (lbs)	5.51/9.92	5.51/9.92	5.51/9.92	11.02/17.64

**Ceiling cassettes require the use of a decorative cover panel.*

WIRED NON-PROGRAMMABLE CONTROLLER

- Ceiling Cassettes
- High Wall SD Series
- Ducted Indoor Units

7800-206

WIRED PROGRAMMABLE CONTROLLER

- VMHxxSU-1C models

7800-207

PLUG-IN SMARTPHONE TRANSMITTER

- USB-Style Plug-In
- Highwall use only
- Required for Smartphone Capability

7800-208

MULTI ZONE

Indoor Unit Mix 'n' Match Possibilities

Zones	Indoor Units*	Total BTUH
A-VMH18DU-1 1,2 units	12	12,000
	9+9	18,000
	9+12	21,000
A-VMH28TU-1 1, 2 or 3 units	24	24,000
	9+9	18,000
	9+12	21,000
	9+18	27,000
	9+24	33,000
	12+12	24,000
	12+18	30,000
	12+24	36,000
	18+18	36,000
	9+9+9	27,000
	9+9+12	29,000
	9+9+18	36,000
	9+12+12	33,000
	12+12+12	36,000
A-VMH36QU-1 1, 2, 3 or 4 Units	24	24,000
	9+18	27,000
	9+24	33,000
	12+12	24,000
	12+18	30,000
	12+24	36,000
	18+18	36,000
	18 + 24	42,000
	9+9+9	27,000
	9+9+12	29,000
	9+9+18	36,000
	9+12+12	33,000
	9+12+18	39,000
	9+18+18	45,000
	12+12+12	36,000
	12+12+18	42,000
	12+18+18	48,000
	12+12+24	48,000
	9+9+9+9	36,000
	9+9+9+12	39,000
	9+9+9+18	45,000
	9+9+12+12	42,000
	9+9+12+18	48,000
	9+12+12+12	45,000

When choosing styles, use only one Floor/Ceiling Mount indoor unit per mix,

Formula

1) Total rated indoor section capacity must be at least 66% of the outdoor section rated capacity.

2) Total rated indoor section capacity may not exceed outdoor section capacity by more than 33%.

Zones	Indoor Units	Total BTUH
A-VMH48PU-1 2, 3, 4, or 5 Units	9+24	33,000
	12+24	36,000
	18+18	36,000
	18+24	42,000
	24+24	48,000
	9+9+18	36,000
	9+12+12	33,000
	9+12+18	39,000
	9+18+18	45,000
	9+18+24	51,000
	9+24+24	57,000
	12+12+12	36,000
	12+12+18	42,000
	12+18+18	48,000
	12+12+24	48,000
	12+18+24	54,000
	12+24+24	60,000
	9+9+9+9	36,000
	9+9+9+12	39,000
	9+9+9+18	45,000
	9+9+9+24	51,000
	9+9+18+24	63,000
	9+9+12+12	42,000
	9+9+12+18	48,000
	9+9+12+24	54,000
	9+9+18+24	60,000
	9+12+12+12	45,000
	9+12+12+18	51,000
	9+12+12+24	57,000
	12+12+12+12	48,000
	12+12+12+18	54,000
	12+12+12+24	60,000
	12+12+18+18	60,000
	9+9+9+9+9	45,000
	9+9+9+9+12	48,000
	9+9+9+9+18	54,000
	9+9+9+9+24	60,000
	9+9+9+12+12	51,000
	9+9+9+12+18	57,000
	9+9+9+12+24	63,000
	9+9+9+18+18	63,000
	9+9+12+12+12	54,000
	9+9+12+12+18	60,000
	9+12+12+12+12	57,000

VMH 30-36 SD Series

FEATURES

Attractive Cabinet
- Indoor units feature a slim profile with rounded corners and sleek grilles that mount high on a wall to be unobtrusive

Multiple Modes
- Cooling, heating, dehumidification only and fan only
  - Sleep Mode
  - 24-hour timer
  - Turbo mode
  - Auto mode

Random Swing
- Continually adjusts fan speed and air direction for a gentle, breeze-like effect that's preferred by most people

Remote Control
- Makes it easy to program and operate the unit

Multi-Stage Filtration
- Includes ionizer to remove microscopic particles, active carbon and dust filter, and freshening filter for improved indoor air quality

Low Ambient Operation
- Cooling mode functins even when the outdoor temperature reaches 5°F

Defrost Control
- Automatically removes any frost that may accumulate on the coil

Auto Restart
- Reverts to the last setting following a power failure

Low Ambient Operation
- Cooling 5° - 122°F, Heating 5° - 86°F

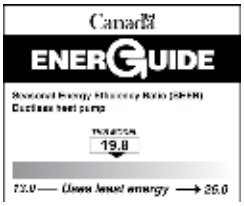

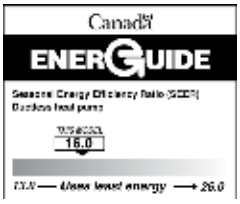

Century

SINGLE ZONE HEAT PUMP

208-230V
30,000 to 36,000 BTUH

Inverter

SD Model

Indoor Unit

Outdoor Unit

optional
wired thermostat

AHRI CERTIFIED
www.ahridirectory.org
Unitary Small HP
AHRI Standard 210/240

Energy Verified
Rendement
Énergétique Vérifié

Warranty—6 years on compressor, 5 years on parts
(Some limitations apply; see printed warranty for details.)

www.marsdelivers.com

VMH 30-36 SD Series

FEATURES	Heat Pump Models	
	VMH30SD-1	VMH36SD-1
Power Supply	208/230-1-60	208/230-1-60
Cooling Capacity (BTUH)	30,000	36,000
SEER/EER	19.80/ 11.50	16.00/ 8.60
HSPF	9.40	8.50
Cooling Amps	11.5	18.5
Dehumidification (Pts/Hr.)	6.8	8.0
Heating Cap. (BTUH) @ 17°F / Heat Amps	18,500/ 15.0	21,000/ 18.3
INDOOR UNIT		
Air flow (CFM)	677/589/471	677/589/471
Fan Speeds (Hi/Med/Lo)	3	3
Sound Level (dBa) H-M-L	49/42/37.5	48.5/44/38
Optional Wired Thermostat	Yes	Yes
AIR DIRECTION		
Vertical Adjustment	Remote	Remote
Horizontal (left/right)	Manual	Manual
Auto Swing	Remote	Remote
INDICATOR LAMPS		
ON/OFF	Yes	Yes
24 Hr. Timer	Yes	Yes
Defrost	Yes	Yes
Temperature Setting Range	On Remote: 62° F to 88° F	
INDOOR UNIT DIMENSIONS		
Width (inches)	46 5/8	46 5/8
Height (inches)	13 1/2	13 1/2
Depth (inches)	10 1/8	10 1/8
Net Wt/Shipping Wt (lbs.)	40.1/50.2	40.5/50.2
OUTDOOR UNIT DIMENSIONS		
Width (inches)	37 1/4	37 1/4
Height (inches)	31 7/8	31 7/8
Depth (inches)	16 5/8	16 5/8
Net Wt/Shipping Wt (lbs.)	136.5/149.5	145.5/158.3
ELECTRICAL DATA OUTDOOR UNIT ‡		
Main Power Connection	Outdoor Unit	
Min. Circuit Ampacity	20A	25A
Max. Fuse/HACR Circuit Breaker	30A	35A
Indoor/Outdoor Connecting Cable Type	14AWG / 4 conductor 600V THHN unshielded stranded bare copper	
LINE SETS O.D. (inch)		
Liquid Connection (flare) (in.)	3/8	3/8
Suction Connection (flare) (in.)	5/8	5/8
Max. Line Set Length[1]	164 feet	213 feet
Max. Elevation (outdoor)[2]	82 feet	98 feet

‡ *Always follow local, state and national electrical codes Main power connection is 208/230V, depending on model*

[1] *Min. 10 ft. line set required*

[2] *Oil traps should be installed every 16.5 to 23 feet (5-7m) when the outdoor unit is installed above the indoor unit*

"This product complies with all California product labeling laws including, but not limited to, the Safe Drinking Water and Toxic Enforcement Act of 1986, more commonly known as Proposition 65."

VMH UltraV Series

VMH-V Series



SINGLE/MULTI ZONE MINI-SPLITS

6,000 to 48,000 BTUH

Our new UltraV Series will heat or cool when outdoor temperatures reach -22° F. Multi-zone units run at 100% capacity at 5° F. Single zones maintain 100% capacity at 0° F!

This makes these units well suited to installations requiring year 'round conditioning, both residential and light commercial. Operating range:

Cooling	-22° to 122° F
Heating	-22° to 86° F (48K: -13° to 86° F)

Advanced inverter technology means the room will reach the preset temperature quickly and that the temperature will be constant without the fluctuations that occur in other systems due to on-off cycling. Energy usage is kept to a minimum as units run at low frequency most of the time. However, when required the unit ramps up automatically to reach and maintain the comfort level.

FEATURES

Multiple Modes

- Cooling, dehumidification only, and heating
  - Sleep mode
  - Turbo mode
  - 24-hour timer
  - Auto mode

Auto Swing

- Continually adjusts air flow direction for a gentle, breeze-like effect

Remote Control

- Makes it easy to program and operate the unit

Enhanced Filtration

- Gold fin filter delivers improved indoor air quality

Defrost Control

- Longer defrost cycle effectively removes any frost accumulation on the coil as needed

"Follow" Feature

- Remote senses temperature where occupant is, automatically adjusts to maintain setpoint

Rotary Compressor

- Designed for wide operating range and minimal vibration

Easy Repair & Maintenance

- Indoor high wall heads disassemble in 1 minute

Century®

Warranty—10 years on compressor, 10 years on parts
(Some limitations apply; see printed warranty for details.)

www.century-hvac.com

SINGLE ZONE

Note: See page 5 for Indoor Unit specifications

A-VMH06SV-1, A-VMH09SV-1 & A-VMH12SV-1

For one to one matches with all indoor "B" units.

FEATURES	A-VMH06SV-1	A-VMH09SV-1	A-VMH12SV-1	A-VMH18SV-1	A-VMH24SV-1
Power Supply	208/230V,1Ph, 60Hz	208/230V,1Ph, 60Hz	208/230V,1Ph, 60Hz	208/230V,1Ph, 60Hz	208/230V,1Ph, 60Hz
Cooling Capacity (BTUH)	6,000	9,000	12,000	18,000	24,000
SEER	26.5	28.1	25.5	21.5	21.5
EER	15.8	16.2	14	12.5	13
HSPF	14	13	13	13	12
Cooling Amps	3.3	2.5	3.72	6.3	8.1
Hi Heating Cap. (BTUH) @ 17°F	9,000	12,000	12,000	20,270	19,800
Lo Heating Cap. (BTUH) @ -13°F	4,000	6,000	7,500	13,800	N/A
Heating Amps	3.92	4.1	4.1	7.3	10.9
OUTDOOR UNIT DIMENSIONS					
Width (inches)	30.12	31.69	31.69	35.04	37.24
Height (inches)	21.85	21.81	21.81	26.5	31.89
Depth (inches)	11.93	12.99	12.99	13.46	16.14
Net Wt/Shipping Wt (lbs.)	63.71	74.07	73.63	100.97	134.48
ELECTRICAL DATA OUTDOOR UNIT ‡					
Main Power Connection	Outdoor Unit 208/230-1-60				
Min. Circuit Ampacity	13	15	15	16	25
Max. Fuse/HACR Circuit Breaker	15	15	15	25	35
Indoor/Outdoor Connecting Cable Type	14AWG / 4 conductor 600V THHN unshielded stranded bare copper				
LINE SETS O.D. (inch)					
LINE SETS O.D. (inch)	1/4 x 3/8	1/4 x 3/8	1/4 x 1/2	1/4 x 1/2	3/8 x 5/8
Max. Line Set Length[1]	82	82	82	98	164
Max. Elevation (outdoor)[2]	32	32	32	65	82

‡ *Always follow local, state and national electrical codes*
[1] *Min. 10 ft. line set recommended*
[2] *Oil traps should be installed every 16.5 to 23 feet (5-7m) when the outdoor unit is installed above the indoor unit*

* ENERGY STAR · AHRI CERTIFIED · R-410A · VERIFIED Energy Performance Rendement Énergétique · ETL US

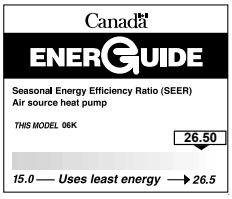

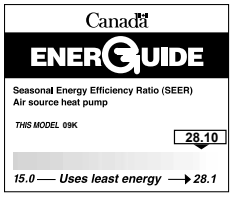

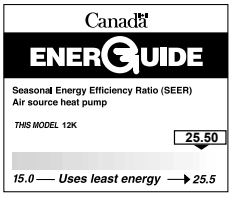

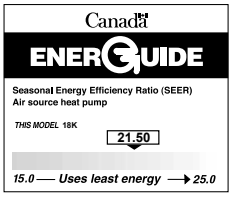

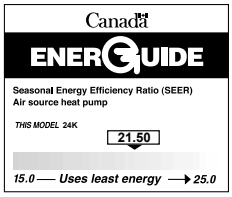

UltraV Series

Mix and match indoor units up to the maximum BTUHs allowed for each system—see chart for possible combinations.

Order outdoor and indoor units separately:

"A" indicates outdoor unit and "B" indicates indoor units.

Advantages of Inverter Technology

The inverter on a mini-split is like the cruise control on a vehicle. The inverter-driven compressor automatically adjusts its speed to quickly reach and then maintain the set point. When maximum capacity is not needed, the compressor speed decreases–and with it the power output also decreases, resulting in improved energy efficiency. Once the set point is reached, the system "cruises along," keeping the temperature constant, but responding if the demand changes.

- Reaches the desired temperature quickly
- Provides precise temperature control and continuous dehumidification (cooling mode)
- Extends component life by eliminating on-off cycling
- Operates at ultra-quiet level
- Saves energy by matching the compressor speed to the demand; rated up to 28 SEER and 14.5 EER
- Delivers extra heating capacity even at low ambient temperatures
- Has internal Pan Heater

OUTDOOR UNITS				
FEATURES	**A-VMH18DV-1**	**A-VMH28TV-1**	**A-VMH36QV-1**	**A-VMH48PV-1**
Cooling Capacity	19,000	28,000	36,000	48,000
SEER	22	22.5	21.8	21.5
EER	12.5	12.5	13.6	11.6
HSPF 4	10.2	11.3	11	11
Heating at 5 F°-15°C° Maximum capacity	19,000	24,000	36,000	48,000
Air flow (CFM)	2130	2130	4500	4500
Sound Level (dBa) H-M-L	61	63	63	65
OUTDOOR UNIT DIMENSIONS				
Width (inches)	37.24	37.24	37.48	37.48
Height (inches)	31.89	31.89	52.48	52.48
Depth (inches)	16.14	16.14	16.34	16.34
Net Wt/Shipping Wt (lbs.)	138.23/149.03	167.99/179.67	223.11/253.97	238.32/269.84
ELECTRICAL DATA OUTDOOR UNIT*				
Main Power Connection	Outdoor Unit 208/230-1-60			
Min. Circuit Ampacity	20	25	40	42
Max Fuse/HACR. Circuit Breaker	25	40	60	50
Indoor/Outdoor Connecting Cable Type	14 awg/ 4 conductor 600V THNN unshielded stranded bare copper			
LINE SETS O.D. (inch)				
Liquid Connection (flare) (in.)	2 x 1/4"	3 x 1/4"	5 x 1/4"	5 x 1/4"
Suction Connection (flare) (in.)	2 x 3/8"	3 x 3/8"	3 x 3/8" 2 x 1/2"	3 x 3/8" 2 x 1/2"
Max. length for all rooms	131	197	262	262
Max. length for one indoor unit	82	98	115	115
Max. height difference between indoor units	33	33	33	33

‡Actual performance will vary based on the application, including the size(s) and mix of indoor units installed.

A-VMH18DV-1

Ambient Operating Temperature Range:
-22° - 122° F (cooling)
-22° - 86° F (heating)
(48K: -13° to 86° F)

*Always follow local, state and national electrical codes. Main power connection is 208-230V.

**See the IOM regarding various adapters and fittings which may be included with outdoor and/or indoor models for making connections.

Required Indoor/Outdoor Connecting Cable (SJOW)—14 AWG / 4 conductor 600V THHN unshielded stranded bare copper, not to exceed 115 feet between indoor and outdoor units.

[1] For single indoor unit installation; min. 10 ft. line set length required.

[2] Oil traps should be installed every 16.5 to 23 feet (5-7m) when the outdoor unit is installed above the indoor unit.

NOTE: Maximum line set length varies based on number of indoor units installed. See IOM for details.

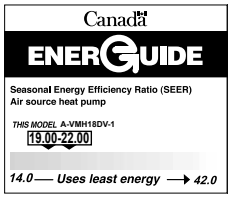

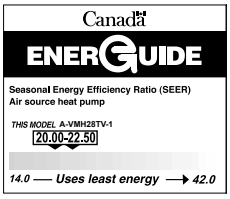

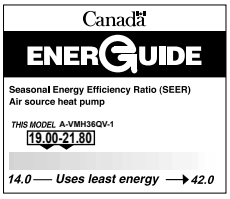

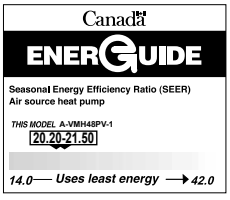

MULTI ZONE

FLOOR/CEILING MOUNT INDOOR UNITS		
FEATURES	B-VMH18UU-1	B-VMH24UU-1
Cooling Capacity BTUH	18,000	24,000
Heating Capacity BTUH	18,000	24,000
Air Flow Range (CFM)	666/595/525	880/770/650
Fan Speeds	3	3
Dehumidification (Pts/Hr)	6.16	7.04
Sound Level Range (dBA)	47/44/39	58.5/55/52
Modulating	YES	YES
Temperature Setting On Remote or Wired Controller:	62~86	62~86
DIMENSIONS		
Width (inches)	42.05	42.05
Height (inches)	26.57	26.57
Depth (inches)	9.25	9.25
Net Wt/Shipping Wt (lbs)	55.12/65.48	55.12/66.14
Liquid-Suction (flare)	1/4" x 1/2"	3/8" x 5/8"

Features

- 'Follow' feature on remote
- Multiple modes: auto, turbo, sleep, fan only, dehumidify only, 24 Hour timer
- Intelligent pre-heat
- Self diagnostics

Optional wired controller **7800-206** (*must order separate*)

Features

- Auto operation
- Multiple modes: turbo, sleep, fan only, dehumidification only, 24 Hour timer
- 'Follow' feature on remote
- Energy saver function
- Intelligent pre-heat
- Self diagnostics

FLOOR MOUNT INDOOR UNITS	
FEATURES	B-VMH12FU-1
Cooling Capacity BTUH	12,000
Heating Capacity BTUH	12,000
Air Flow Range (CFM)	365/318/248
Fan Speeds	3
Dehumidification (Pts/Hr)	3.08
Sound Level Range (dBA)	45/41/35
Temperature Setting On Remote or Wired Wall Controller:	62~86
AIR DIRECTION	
Modulating	YES
DIMENSIONS	
Width (inches)	27.56
Height (inches)	23.62
Depth (inches)	8.27
Net Wt/Shipping Wt (lbs)	32.41/42.77
Liquid-Suction (flare)	1/4" X 1/2"

DUCTED INDOOR UNITS				
FEATURES	B-VMH09DU-1	B-VMH12DU-1	B-VMH18DU-1	B-VMH24DU-1
Cooling Capacity BTUH	9,000	12,000	18,000	24,000
Heating Capacity BTUH	9,000	12,000	18,000	24,000
Air Flow Range (CFM)	353/283/177	353/283/177	530/450/371	776/694/435
Fan Speeds	3	3	3	3
Dehumidification (Pts/Hr)	2.82	3.08	6.16	7.04
Sound Level Range (dBA)	38/25/32	38/26/33.5	39/37/35	44/--/--
ESP in. WG	0-0.16	0-0.16	0-0.40	0-0.64
Temperature Setting On Remote or Wired Wall Controller:	62~86	62~86	62~86	62~86
DIMENSIONS				
Width (inches)	27.56	27.56	34.65	43
Height (inches)	7.87	7.87	8.27	10
Depth (inches)	17.72	17.72	28.53	30
Net Wt/Shipping Wt (lbs)	37.5/48.3	37.5/48.3	54/66	87/103
Liquid -Suction (flare)	1/4" x 3/8"	1/4" x 1/2"	1/4" x 1/2"	3/8" x 5/8"

Features

- Multiple modes: auto, turbo, sleep, fan only
- 24 Hour timer
- Intelligent pre-heat
- Wired programmable controller/non programmable
- Self diagnostics

Features

- All high wall heads come with a remote
- Optional **#17317100001195** wired programmable controller (*must order separate*)
- 'Follow' feature on remote for comfort
- Multiple modes: auto, turbo, sleep, fan only
- 24 Hour timer
- Intelligent pre-heat
- Automatic louver swing
- Self diagnostics
- Smartphone compatible
- Easy to repair & maintain - high wall heads disassemble in 1 minute



HIGH WALL MOUNT INDOOR UNITS					
FEATURES	**B-VMH06SV-1**	**B-VMH09SV-1**	**B-VMH12SV-1**	**B-VMH18SV-1**	**B-VMH24SV-1**
Cooling Capacity BTUH	6,000	9,000	12,000	18,000	24,000
Heating Capacity BTUH	6,000	9,000	12,000	18,000	24,000
Air Flow Range (CFM)	168/318	177/336	177/336	306/524	319/612
Fan Speeds	3	3	3	3	3
Sound Level Range (dBA)	45/36/27	46/36/27	48/39/29	50/45/39	46/39/25
Temperature Setting	62° to 90° F Cooling; 62° to 86° F Heating (on remote)				
AIR DIRECTION					
Horiz./Vert. Modulating	Yes	Yes	Yes	Yes	Yes
DIMENSIONS					
Width (inches)	31.30	31.30	31.30	37.99	44.88
Height (inches)	11.61	11.61	11.61	12.56	14.57
Depth (inches)	8.86	8.86	8.86	9.41	10.83
Net Wt/Shipping Wt (lbs)	22.71/28.88	22.71/28.88	22.93/28.88	27.12/35.71	43.65/54.89
Liquid-Suction (flare)	1/4" - 3/8"	1/4" - 3/8"	1/4" - 1/2"	1/4" - 1/2"	3/8" - 5/8"

WIRED NON-PROGRAMMABLE CONTROLLER

7800-206

- Ceiling Cassettes
- High Wall SD & SG Series
- Ducted Indoor Units

WIRED PROGRAMMABLE CONTROLLER

17317100001195

- High Wall SV Series

Century®

MULTI ZONE

B-VMH24CU-1

B-VMH09, 12, 18CU-1

Features

- Auto operation, 24-hour timer
- Multiple modes: turbo, sleep, fan only, dehumidification only
- Intelligent pre-heat
- Washable air filter
- Automatic louver swing
- Self diagnostics
- Wireless remote
- 'Follow' feature on remote for comfort
- 9, 12, 18 fit 24" x 24" ceiling tile opening
- Condensate removal pump
- Optional wired controller **7800-206** (*must order separate*)

CEILING CASSETTES*				
FEATURES	**B-VMH09CU-1**	**B-VMH12CU-1**	**B-VMH18CU-1**	**B-VMH24CU-1**
Cooling Capacity BTUH	9,000	12,000	18,000	24,000
Heating Capacity BTUH	9,000	12,000	18,000	24,000
Air Flow Range (CFM)	600/520/460	574/490/422	956/825/746	1400/1250/1000
Fan Speeds	3	3	3	3
Dehumidification (Pts/Hr)	2.82	3.08	6.16	7.04
Sound Level Range (dBA)	41/39/37	41/38/35	46/43/41	51/47/43
Temperature Setting On Remote or Wired Wall Thermostat:	62~86	62~86	62~86	62~86
AIR DIRECTION				
Modulating	YES	YES	YES	YES
DIMENSIONS				
Width (inches)	22.44	22.44	22.44	33.07
Height (inches)	10.24	10.24	10.24	8.07
Depth (inches)	22.44	22.44	22.44	33.07
Net Wt/Shipping Wt (lbs)	35.27/41.88	35.27/41.88	39.68/46.3	45.19/52.91
REFRIGERANT LINE CONNECTIONS	1/4" X 3/8" Flare	1/4" X 1/2" Flare	1/4" X 1/2" Flare	3/8" X 5/8" Flare
Decorative Cover Panel*	C-VMH91218CU-1	C-VMH91218CU-1	C-VMH91218CU-1	C-VMH24CU-1
Panel Dimensions (inches)	25.47x25.47x1.97	25.47x25.47x1.97	25.47x25.47x1.97	37.4x37.4x2.17
Net Wt/Shipping Wt (lbs)	5.51/9.92	5.51/9.92	5.51/9.92	11.02/17.64

**Ceiling cassettes require the use of a decorative cover panel.*

You can see how one outdoor condenser i used in conjunction with multiple indoor ai handlers in a single structure. Air handlers can be installed up to 115' (depending on model) from the condenser, so you can place the condenser in the best location fo your landscaping.

A hole approximately 3" in diameter is drilled through the exterior wall to accommodate the lines carrying refrigeran Also, a communication wire runs between each indoor unit and the condenser, and a drain line from each indoor unit carries condensate away. Power is supplied by th outdoor unit so there are no cords or plug visible on the interior.

Century®

MULTI-POSITION AIR HANDLER

Ducted Units		
FEATURES	B-VMH18AV-1	B-VMH24AV-1
Cooling Capacity BTUH	18,000	23,000
Heating Capacity BTUH	19,000	26,000
EER	12.5	12.5
SEER	20	21
Air Flow Range (CFM)	489 - 577	630 - 759
Fan Speeds	3	3
Sound Level Range (dBA)	35 / 37 / 39	38 / 39.5 / 41
Volts / Hz / Phase	208 / 230, 1, 60	208 / 230, 1, 60
Voltage Range	187 - 253	187 - 253
Cooling Input Power (W)	1440	1840
Cooling Rated Current (A)	9.1	9
Heating Input Power (W)	1540	2130
Heating Rated Current (A)	9.3	10
Min. Circuit Ampacity	3	4
Max. Fuse	15	15
COP	3.62	3.58
HSPF 4	10.8	11.6
Wireless Remote Control	YES	YES
Wired Programmable Control	YES	YES
Smart Phone Capable	YES	YES
Width (inches)	21.02	21.02
Height (inches)	45	45
Depth (inches)	17.52	17.52
NET WT / Shipping Wt. (lbs)	106.70 / 127.21	106.70 / 127.21
Liquid / Suction Size (inches)	1/4" X 1/2"	3/8" X 5/8"

Auxiliary Heat Kits			
	Power of Electric Heater	1.5 ton / 18K	2 ton / 24K
Optional Electric Heater	ECD3KW	YES	
	ECD5KW	YES	YES
	ECD8KW	YES	YES
	ECD10KW	YES	YES
	ECD15KW		YES

Features

- Aluminum-alloy traditional fin-and-tube coil construction for maximum durability and corrosion resistance
- Efficient and quiet ECM blower motor
- Accepts traditional 24VAC thermostats for convenience and advanced control options
- Optional electric resistance heat kits (up to 15kW) provides auxiliary heat source for comfort during the worst conditions
- Beautiful and durable gloss enameled-steel construction with insulated construction provides less than 2% cabinet leakage
- Built-in return filter rack for 20"x 20"x 1" Filter
- Wired programmable control included



Wired programmable control

VMH 30-36 SG Series

SINGLE ZONE HEAT PUMP

208-230V
30,000 to 36,000 BTUH

FEATURES

Innovative and Attractive Design
- Indoor EZ-Pro Series High-Wall dissassembles easily for maintenace and cleaning

Multiple Modes
- Cooling, dehumidification only, and heating
  - Sleep mode
  - 24-hour timer
  - Turbo mode
  - Auto mode

Auto Swing
- Continually adjusts air flow direction for a gentle, breeze-like effect

Remote Control
- Makes it easy to program and operate the unit

Enhanced Filtration
- Gold fin filter delivers improved indoor air quality

Defrost Control
- Longer defrost cycle effectively removes any frost accumulation on the coil as needed

"Follow" Feature
- Remote senses temperature where occupant is, automatically adjusts to maintain setpoint

Rotary Compressor
- Designed for wide operating range and minimal vibration

Low Ambient Operation
- Cooling 5° - 122°F, Heating 5° - 122°F

Smartphone Capable
- Initiate operation or change parameters from anywhere

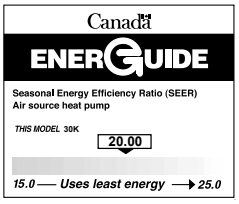

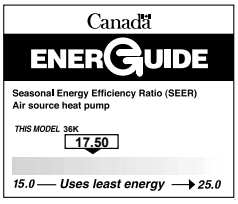

Warranty—7 years on compressor, 5 years on parts
(Some limitations apply; see printed warranty for details.)

www.century-hvac.com

FEATURES	Heat Pump Models	
	VMH30SG-1	VMH36SG-1
Power Supply	208/230V,1Ph, 60Hz	208/230V,1Ph, 60Hz
Cooling Capacity (BTUH)	30,000	36,000
SEER	20	17.5
EER	11.5	8.5
HSPF	9.6	9
Cooling Amps	11.4	18.5
Hi Heating Cap. (BTUH) @ 17°F	19,000	22,500
Lo Heating Cap. (BTUH) @ 0°F	N/A	N/A
Heating Amps	14.7	18.3
OUTDOOR UNIT DIMENSIONS		
Width (inches)	37.24	37.24
Height (inches)	31.89	31.89
Depth (inches)	16.14	16.14
Net Wt/Shipping Wt (lbs.)	141.75	150.13
ELECTRICAL DATA OUTDOOR UNIT ‡		
Main Power Connection	Outdoor Unit 208/230-1-60	
Min. Circuit Ampacity	23	28
Max. Fuse/HACR Circuit Breaker	30	35
Indoor/Outdoor Connecting Cable Type	14AWG / 4 conductor 600V THHN unshielded stranded bare copper	
LINE SETS O.D. (inch)		
LINE SETS O.D. (inch)	3/8 x 5/8	3/8 x 5/8
Max. Line Set Length[1]	164	213
Max. Elevation (outdoor)[2]	82	98
Cooling Capacity BTUH	30,000	36,000
Heating Capacity BTUH	30,000	36,000
Air Flow Range (CFM)	383/647	383/640
Fan Speeds	3	3
Sound Level Range (dBA)	46/41/33	48/42/36
Temperature Setting	62° to 90° F Cooling; 62° to 86° F Heating (on remote)	
AIR DIRECTION		
Horiz./Vert. Modulating	Yes	Yes
INDOOR UNIT DIMENSIONS		
Width (inches)	44.88	44.88
Height (inches)	14.57	14.57
Depth (inches)	10.83	10.83
Net Wt/Shipping Wt (lbs)	43.65/54.89	43.65/54.89
Liquid-Suction (flare)	3/8" - 5/8"	3/8" - 5/8"

‡ *Always follow local, state and national electrical codes*

[1] *Min. 10 ft. line set recommended*

[2] *Oil traps should be installed every 16.5 to 23 feet (5-7m) when the outdoor unit is installed above the indoor unit*

Optional Wired Programmable Controller
17317100001195

"This product complies with all California product labeling laws including, but not limited to, the Safe Drinking Water and Toxic Enforcement Act of 1986, more commonly known as Proposition 65."

Due to ongoing product improvements, specifications and dimensions are subject to change and correction without notice or incurring obligations. Determining the application and suitability for use of any product is the responsibility of the installer. Additionally, the installer is responsible for verifying dimensional data on the actual product prior to beginning any installation preparations.

Third party incentive and rebate programs have precise requirements as to product performance and certification. All products meet applicable regulations in effect on date of manufacture; however, certifications are not necessarily granted for the life of a product. Therefore, it is the responsibility of the applicant to determine whether a specific model qualifies for these incentive/rebate programs.

Mini-Split Display Rack

Part # 6077

28 ¼”W x 21-½”D & is 74” H

Century®

www.century-hvac.com

MINI-SPLIT COMPONENTS

Installation Components

MARS A/C Condenser Pads

Features & Benefits:

- UV stable – prevents weathering or cracking • Chemical resistant
- Solid wall construction • Will not chip or crack • Lightweight
- Textured surface – prevents unit from sliding
- Unique footpads – prevent unit from sinking into ground

MARS NO.	DESCRIPTION	CASE QTY.
93540	18" x 38" x 3"	16
93577	24" x 24" x 3"	64
93578	24" x 36" x 3"	16

- **Rugged, easy to handle**
- **Weed wackers won't destroy the corners**
- **Two and three inch thick pads are available**



93540

MARS Flexible Mini-Split Line Set Connectors

MARS flexible line set connectors provide ease of installation for mini-split indoor evaporator units. Flexible line sets allow for line set connection prior to mounting the unit on the wall. Flexible line sets eliminate copper line kinking during the installation process and provide for future ease of service of the AC unit. All flex line sets are 36in. in length to facilitate installation of wall mount evaporators.

Features

- High pressure stainless steel braided line rated to 800 psi
- R410a compatible
- 3 inch copper stubs
- 36 inch overall length

MARS NO.	DESCRIPTION	CASE QTY.
52345	1/4" X 36" Mini Split Flex Line Set	1
52346	3/8" X 36" Mini Split Flex Line Set	1
52347	1/2" X 36" Mini Split Flex Line Set	1
52348	5/8" X 36" Mini Split Flex Line Set	1

MERCURY Mini-Split Pump Kit

Mercury pumps are designed for wall mount ductless mini-split AC units and evaporator coil applications. Pump mounting is flexible and can be installed in the evaporator unit, duct channel or above the unit in the ceiling.

Kit Includes – Pump, reservoir with safety switch, adapter, cable ties, tubing to connect pump and reservoir, velcro mounting tape for ease of installation and service.

- Self priming, fully potted pump
- Silent operation
- 26 Ft lift
- 2.6 Gallon per hour condensate capacity
- Standard safety switch provides connections for unit shut down and alarm.
- For use with equipment up to 25,000 BTU's

MARS NO.	VOLTAGE	HEAD	0 FT.	13 FT.	20 FT.	26 FT.
21790	115 V 60Hz	GPH	2.64	2.38	1.59	0.92
21791	115/220 V 60Hz	GPH	2.64	2.38	1.59	0.92

MARS Clear Vinyl Tubing

79131-36

MARS NO.	DESCRIPTION	CASE QTY.
79131	1/4" ID clear tubing 32 PSI - .375 O.D.	100 feet
79132	3/8" ID clear tubing 27 PSI - .500 O.D.	100 feet
79133	1/2" ID clear tubing 24 PSI - .625 O.D.	100 feet
79134	5/8" ID clear tubing 21 PSI - .750 O.D.	100 feet
79135	3/4" ID clear tubing 19 PSI - .890 O.D.	100 feet
79136	7/8" ID clear tubing 16 PSI - 1.015 O.D.	50 feet

MARS Heavy Duty PVC Braided Line Tubing

79045-79050

MARS NO.	DESCRIPTION	WORKING PRESSURE	BURST PRESSURE	CASE QTY.
79045	1/4" ID - .407 OD	120 PSI	360 PSI	50 Feet
79046	3/8" ID - .532 OD	120 PSI	360 PSI	50 Feet
79047	1/2" ID - .673 OD	90 PSI	270 PSI	50 Feet
79048	5/8" ID - .822 OD	90 PSI	270 PSI	50 Feet
79049	3/4" ID - .986 OD	90 PSI	270 PSI	50 Feet
79050	7/8" ID - 1.111 OD	60 PSI	180 PSI	50 Feet

MINI-SPLIT COMPONENTS

MARS Universal Mini-Split Condenser Wall Mount Brackets

MARS mini-split brackets are available in four sizes to accommodate mounting of popular mini-split compressors.

Bracket kits include mounting hardware and vibration absorbers for a professional installation. Pre-assembled vertical supports speed installation.

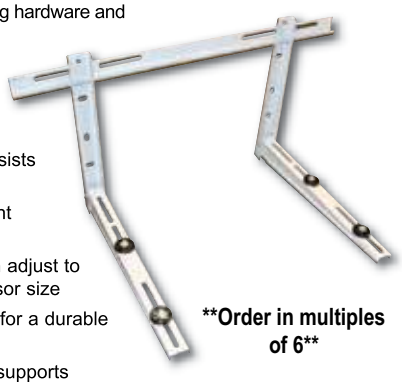

- Powder Coat Finish - resists rust and corrosion
- Mounting and attachment hardware included
- Bracket width and depth adjust to accommodate compressor size
- Vibration pads included for a durable and quiet installation
- Pre-assembled vertical supports reduce installation time

****Order in multiples of 6****

MARS NO.	SIZE H x L x W	LOAD CAPACITY (LBS)
93640	14.5" x 18" x 33.5"	260
93641	18" x 22" x 33.5"	330
93642	18" x 24" x 33.5"	400
93643	19" x 30" x 47.5"	440

MARS Putty

MARS Putty is non-hardening, non-toxic and can be shaped by hand to any form, and reused if necessary, for plugging openings through foundations, sealing around electrical boxes, refrigeration tube entry and so much more.

MARS NO.	DESCRIPTION	MARS PACK	CASE QTY.
93520	1 lb. Slug - Boxed	1	50
93521	5 lb. Slug - Boxed	1	10
93522	2 lb. Slug - Boxed	1	24

MARS Corrugated Condensate Drain Line

- Ideal for Ductless Mini-Split
- 5/8" Diameter, 20 Ft. Long
- Flexible Ivory
- Corrugated non-kink

MARS NO.	DESCRIPTION	MARS PACK
79127	5/8" Diameter x 20 ft long, Condensate Drain Line	1

MARS A/C Mounting Brackets



Heavy duty engineered steel A/C brackets are used for mounting A/C condensers and heat pumps on vertical walls. Brackets include mounting holes and are finished in a durable gray powder coat.

MARS NO.	DESCRIPTION	MARS PACK
93630	30" Powder Coated Steel Bracket	1 Pair
93631	36" Powder Coated Steel Bracket	1 Pair
93632	42" Powder Coated Steel Bracket	1 Pair
93636	48" Powder Coated Steel Bracket	1 Pair

* Load or wall load limitations is restricted by strength of hardware used

MARS Mini-Split Run Capacitors

MARS mini-split motor run capacitors are epoxy/resin sealed and widely used as the start-up and/or run capacitor for your motor. They feature very small dissipation factor and inherent temperature rise, high insulation resistance, and stable capacitance.

Technical Specification:

- Ambient temperature: 70° C
- Rated voltage: 450 VAC
- Capacitance tolerance: ±5
- 50/60 Hz
- Standard: IEC252-2001

MARS NO.	DESCRIPTION	DIMENSIONS H	D	W
12380	1 MFD X 450V	1-1/2 X	1/2 X	1
12381	1.5 MFD X 450V	1-1/2 X	1/2 X	1
12382	2 MFD X 450V	1-1/2 X	1/2 X	1
12383	2.5 MFD X 450V	1-1/2 X	3/4 X	1-1/4
12384	3 MFD X 450V	1-1/2 X	3/4 X	1-1/4
12385	3.5 MFD X 450V	1-7/8 X	3/4 X	1-3/8
12386	4 MFD X 450V	1-7/8 X	3/4 X	1-3/8
12388	5 MFD X 450V	1-7/8 X	7/8 X	1-3/8
12390	6 MFD X 450V	1-7/8 X	1 X	1-1/2

MINI-SPLIT COMPONENTS

MARS 60 Amp Non-Fused Disconnect with Internal Surge

MARS Disconnect with integrated surge protector provides a unitized design for quick and clean installation. The metal weather-resistant enclosure provides additional robustness and security. MARS Surge Protectors provide the performance necessary to protect critical components in high efficiency mini-split and unitary HVAC equipment.

Features:
- Side open disconnect
- Integrated internal surge protector
- Thermally Protected MOV's
- Metal-weather resistant enclosure
- External - Green & Red LED Status Indicators
- cULus rating
- 3 Year Warranty
- $7,500 Connected Equipment Warranty

Specifications Disconnect:
- Single phase 240V
- 10,000 Amp rating
- NEMA 3R enclosure
- Weather proof enclosure
- Available in fused and non-fused

Surge Protector Ratings:
- 120/240V Single (Split) Phase 50/60Hz
- Short Circuit Current Rating
  - 22,000 Amps
- MCOV L-N 150V / L-L 330V
- Voltage Protection Rating
  - L-N 800V / L-L 1200V
- UL 1449 4th Edition
- Type 1 or 2 Surge Protection Rating

Protects:
- Compressors
- Heat Pumps
- Ideal for Ductless System
- Inverter Boards
- ECM Motors
- Control Boards
- Transformers
- Relays
- Sensors

83915

NEW

83914

MARS NO.	DESCRIPTION	VOLTAGE	WIRE CONFIGURATION	SPD TYPE	MCOV	ENCLOSURE	UL 1449 4TH EDITION
83915	60 Amp Non-Fused	120/240	L1,L2,L/N-G	1 or 2	150/300	NEMA 3R, Rainproof	cULus
83916	30 Amp Fused	120/240V	L1,L2,L/N-G	1 or 2	150/300	NEMA 3R, Rainproof	cULus
83917	60 Amp Fused	120/240V	L1,L2,L/N-G	1 or 2	150/300	NEMA 3R, Rainproof	cULus

MARS NO.	DESCRIPTION
83914	Replacement Surge Module

MARS HVAC Surge Protective Device

The MARS SPD is designed to protect your HVAC equipment from power spikes, surges and transients. Power spikes and surges can damage compressors, control boards, sensors and ECM motors resulting in costly repairs and down time. The MARS SPD utilizes Thermally Protected MOV technology to provide safe and reliable surge protection.

Protects:
- Compressors
- Heat Pumps
- Ideal for Ductless Systems
- Inverter Boards
- ECM Motors
- Control Boards
- Transformers
- Relays
- Sensors

Features:
- Easy Installation to Disconnect
- Weatherproof 4X Enclosure
- 18" Pre-stripped Leads
- Green & Red LED Status Indicators
- Thermally Protected MOVs
- 120/240V Single (Split) Phase 50/60Hz
- Short Circuit Current Rating
  - 22,000 Amps
- MCOV L-N 150V / L-L 330V
- Voltage Protection Rating
  - L-N 800V / L-L 1200V
- UL 1449 4th Edition
- Type 1 or 2 Surge Protection Rating
- 3 Year Warranty
- $7,500 Connected Equipment Warranty

MARS Surge Protective devices utilize Thermally Protective MOV surge technology

MARS NO.	VOLTAGE	WIRE CONFIGURATION	SPD TYPE	MCOV	ENCLOSURE	UL 1449 4TH EDITION
83905	120/240	L1,L2,L/N-G	1 or 2	150/300	Type 4X	cULus

MARS HVAC Surge Protective Device

The MARS 83904 SPD is designed specifically for 120V furnace and air handler applications. The furnace and air handler contain components that must be protected from surges such as, ECM motors, Control Boards, Transformers. The MARS Surge utilizes thermally protected MOV technology for safe and reliable protection of equipment. The 120V Surge Device is easy to install with only 2 wires to connect.

Protects:
- Ideal for 120V Ductless Systems
- Furnace & Air Handlers
- Inverter Boards
- ECM Motors
- Control Boards
- Transformers
- Relays
- Sensors

Features:
- Easy 2 Wire Installation
- 10" Pre-stripped Leads
- Green LED Status Indicator
- Thermally Protected MOVs
- 120V Single Phase 50/60Hz
- Short Circuit Current Rating
  - 10,000 Amps
- MCOV L-N 150V
- Voltage Protection Rating
  - L-N 700V
- UL 1449 4th Edition
- Type 1 or 2 Surge Protection Rating
- 3 Year Warranty
- $7,500 Connected Equipment Warranty

MARS Surge Protective devices utilize Thermally Protective MOV surge technology

MARS NO.	VOLTAGE	WIRE CONFIGURATION	SPD TYPE	MCOV	ENCLOSURE	UL 1449 4TH EDITION
83904	120	L1,L2,L/N-G	1 or 2	150	Type 2	cULus

MINI-SPLIT COMPONENTS

MARS A/C Whips

- Assembly UL listed
- Extra long wire for easy hook up
- Bagged individually



Non-Metallic Fittings | **Metallic Fittings**

MARS NO.	DESCRIPTION	MARS NO.
84131	4' x 1/2" x 10 gauge	84132
84133	4' x 3/4" x 8 gauge	84134
84135	6 x 1/2 x 10 gauge	84136
84137	6' x 3/4" x 8 gauge	84138
84139	8' x 1/2" x 10 gauge	-
84141	8' x 3/4" x 8 gauge	-
84143	10' x 3/4" x 8 gauge	-

Mini-Split Wire

MARS NO.	DESCRIPTION	DIA. (in.)
	COMPACT 600 CABLE: 600V, UL, UV RATED, DIRECT BURIAL	
84473	14/4 Solid THHN Compact 600 – 50' Roll	0.336
84474	14/4 Solid THHN Compact 600 – 250' Reel	0.336
84479	14/4 Stranded THHN Compact 600V – 50' Roll	0.352
84480	14/4 Stranded THHN Compact 600V – 250' Reel	0.352
	SHIELDED LOW VOLTAGE CABLE: 300V, NEC 725/800, ETL, CMR/CL3R	
84485	16/2 Stranded Shielded – 50' Roll	0.191
84484	16/2 Stranded Shielded – 250' Roll	0.191
84491	16/4 Stranded Shielded – 50' Reel	0.212
84483	18/4 Stranded BC Shielded – 500' Reel	0.180
	EZ-IN™ CABLE: 600V, UL, ALL PURPOSE, UV RATED, DIRECT BURIEL	
84486	14/4 Stranded E-Z In, 600V, 50' Roll	0.553
84487	14/4 Stranded E-Z In, 600V, 250' Reel	0.553

3 Pole Mini-Split Safety Disconnect Switch



MARS NO.	DESCRIPTION	MARS PACK	CASE QTY
84711	30A-600V 3 Pole 3Ph AC Motor Switch(Bulk)	1	100

Local codes require a disconnect switch to safely shut off power for indoor mini-split AC and Heat Pumps. The disconnect switch will break both power lines L1 and L2 along with the high voltage communicating line to meet local code requirements.

- UL 30 amp rated motor disconnect
- 3 pole • 600V max

MARS Disconnect Boxes

Side Open Pullout

MARS NO	DESCRIPTION	STD. PACK
80315	60 amp non-fused	6
80316	30 amp fused	6
80317	60 amp fused	6

Front Open Pullout

- Market leader
- High quality box
- UL & CUL
- NEMA 3R, rainproof
- Single phase
- Pullout type

#1 Best Seller!

MARS NO.	DESCRIPTION	MARS PACK
83315	60 amp non fused	6
83316	30 amp fused	6
83317	60 amp fused	6
83396	Compact 30 amp fused	6

MARS No. 83335
Description: Generic brand 60 amp non-fused
MARS Pk: 6

Line Set Covers

93729

Attractive and durable line set cover for protecting and concealing refrigerant tubing/insulation, control wire, and drains. Ideal for ductless and all other applications requiring exposed refrigeration line sets. All connectors have front and back plates which fasten together with two screws.

- Vulnerable components are protected from solar/environmental exposure
- Aesthetically conceals mechanicals in architectural-grade, paintable plastic duct
- Two (2) separate cover sizes to choose from – 3” and 4” duct widths – provide ample room for multiple line sets and larger tonnage equipment
- Easy, flexible configuration for new or retrofit applications

93728 3” Line Set Cover Kit:

4 x **93729** 3.25’ Straight Duct
1 x **93731** 90° Wall Corner
1 x **93732** 90° Corner
1 x **93733** Plane Corner
3 x **93734** Duct Connector
1 x **93735** End Cap
1 x **93736** Flexible Duct



93737 4” Line Set Cover Kit:

4 x **93738** 3.25’ Straight Duct
1 x **93740** 90° Wall Corner
1 x **93741** 90° Corner
1 x **93742** Plane Corner
3 x **93743** Duct Connector
1 x **93744** Flexible Duct

Product & Accessories

93729
3.25’ Straight Duct, 3”

93738
3.25’ Straight Duct, 4”

93730
Wall Cover, 3”

93739
Wall Cover, 4”

93731
90° Wall Corner, 3”

93740
90° Wall Corner, 4”

93732
90° Corner, 3”

93741
90° Corner, 4”

93733
Plane Corner, 3”

93742
Plane Corner, 4”

93734
Duct Connector, 3”

93743
Duct Connector, 4”



93735
End Cap, 3”

93744
Flexible Duct, 4”

93736
Flexible Duct, 3”

⚠ WARNING:
Cancer and Reproductive Harm
www.P65Warnings.ca.gov

MARS Universal Remote Control for Mini-Split Units

MARS Universal Remote will operate with virtually any mini-split produced in any region of the world. Programming is accomplished by inputing your mini-split brand code or use the easy and intuitive self learn mode to set-up the remote to operate your Mini-Split. Operates with 2 AAA batteries.

- One touch function with LCD display
- Braille enabled
- Celsius or fahrenheit display
- Clock display
- 24 Hr. on/off timer for energy savings
- Displays room temperature
- Energy saver feature
- Automatically determines heat or cool mode

MARS NO.	DESCRIPTION	MARS PACK
65775	Mini-Split Universal Remote	1

Delivering Confidence

Toll Free: 800-445-4155
Fax: 631-348-7160
MARS Technical Help Line: 800-678-9888
M-F 8 am - 5 pm EST

MARS Universal Remote Control for Mini-Split Units

MARS Universal Remote will operate with virtually any mini-split produced in any region of the world. Programming is accomplished by inputing your mini-split brand code or use the easy and intuitive self learn mode to set-up the remote to operate your Mini-Split. Operates with 2 AAA batteries.

- One touch function with LCD display
- Braille enabled
- Celsius or fahrenheit display
- Clock display
- 24 Hr. on/off timer for energy savings
- Displays room temperature
- Energy saver feature
- Automatically determines heat or cool mode

MARS NO.	DESCRIPTION	MARS PACK
65775	Mini-Split Universal Remote	1

Delivering Confidence

Toll Free: 800-445-4155
Fax: 631-348-7160
MARS Technical Help Line: 800-678-9888
M-F 8 am - 5 pm EST

Due to ongoing product improvements, specifications and dimensions are subject to change and correction without notice or incurring obligations. Determining the application and suitability for use of any product is the responsibility of the installer. Additionally, the installer is responsible for verifying dimensional data on the actual product prior to beginning any installation preparations.

Third party incentive and rebate programs have precise requirements as to product performance and certification. All products meet applicable regulations in effect on date of manufacture; however, certifications are not necessarily granted for the life of a product. Therefore, it is the responsibility of the applicant to determine whether a specific model qualifies for these incentive/rebate programs.

"This product complies with all California product labeling laws including, but not limited to, the Safe Drinking Water and Toxic Enforcement Act of 1986, more commonly known as Proposition 65."

©2022 MOTORS & ARMATURES, Inc.
MARS is a registered trademark of Motors & Armatures, Inc.
Century is a registered trademark of Motors & Armatures, Inc.

1900 Wellworth Ave., Jackson MI 49203 • 517.787.2100 • www.century-hvac.com